

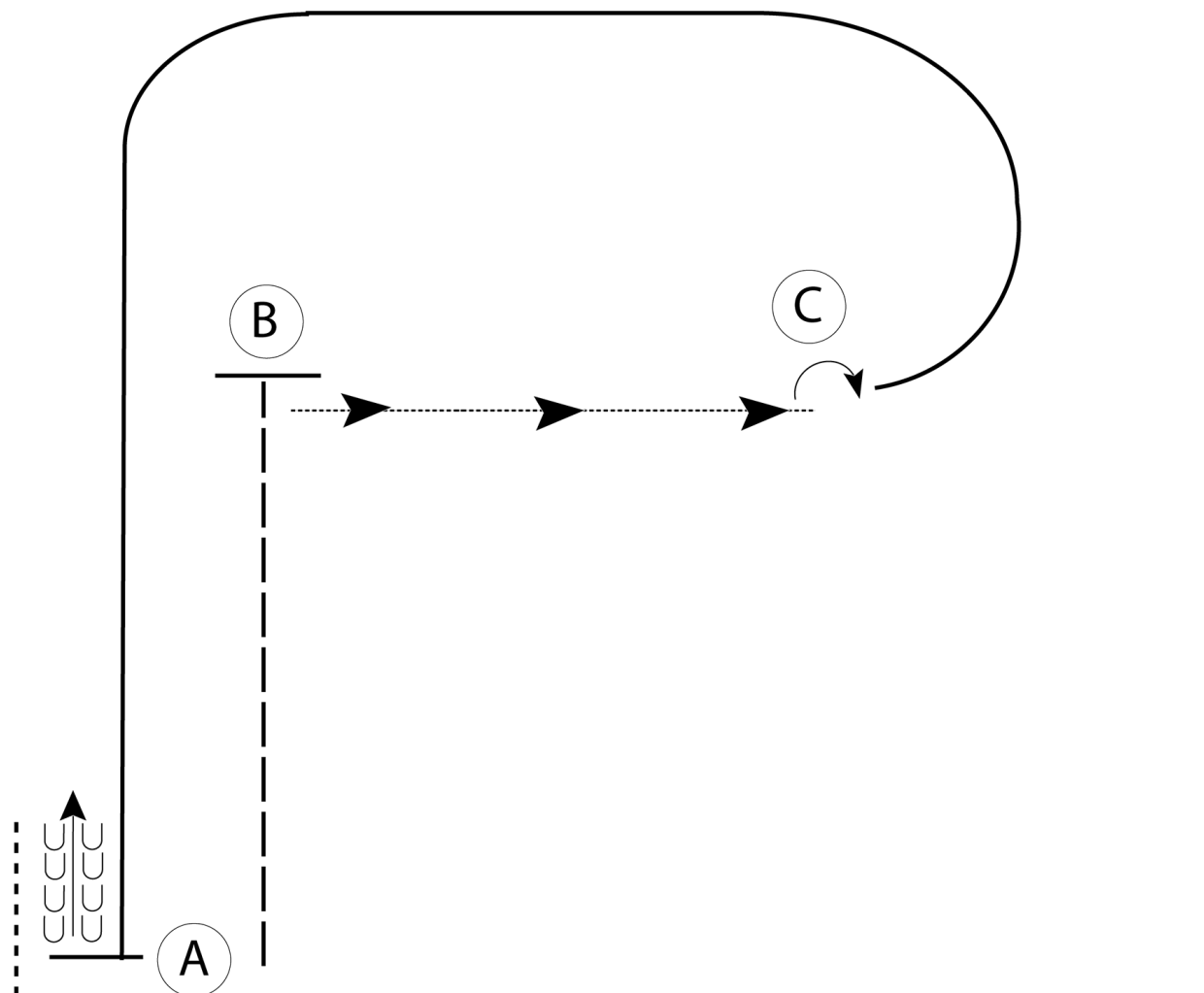
# SDQHA Summer Shootout

## Horsemanship (Youth, Amt, Select)

Show Date: 06-04-2026

w w w . H o r s e S h o w P a t t e r n s . c o m

w w w . H o r s e S h o w P a t t e r n s . c o m



1. Extend the jog from A to B.
2. Stop at B and sidepass to C.
3. Perform a 90 degree turn to the right on the hindquarters. Lope left lead around B to A.
4. Stop and back three steps.
5. Walk to the line-up.

Walk	-----
Jog	- - - - -
Extended Jog	- - - - -
Lope	—————
Leg Yield	
Lead Change	— / —
Back	← ⊞ ⊞ ⊞
Marker	⊞
Sidepass	← - - - - - →

[WH/2-53]

Pattern Provided by:  
*Judges*

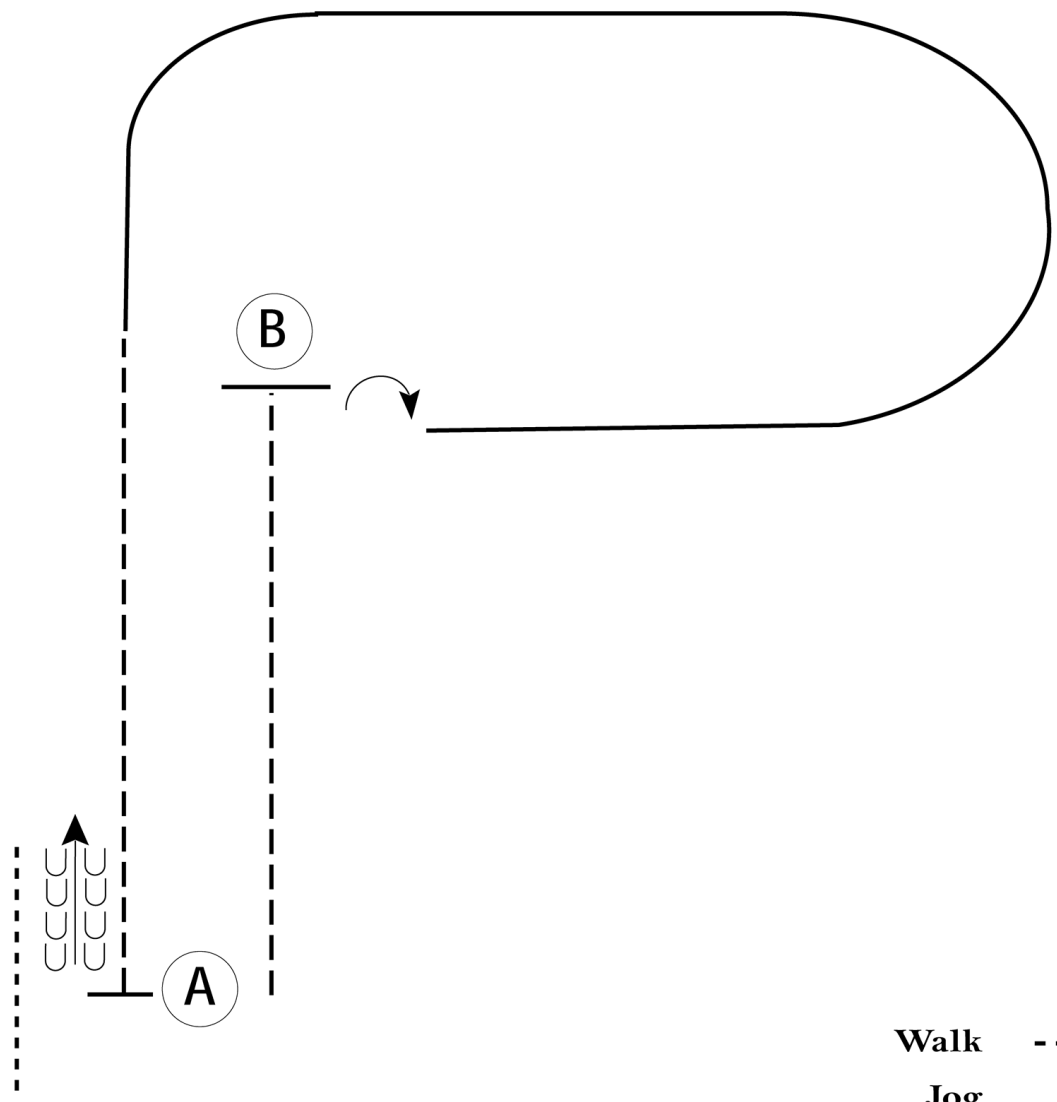
# SDQHA Summer Shootout

## Horsemanship (All Novice and Rookie))

Show Date: 06-04-2026

www.HorseShowPatterns.com

www.HorseShowPatterns.com



Be ready at A.

1. Jog from A to B.
2. Stop at B and turn 90 degrees to the right.
3. Lope on the left lead around B as shown.
4. Break to the jog at B and jog to A.
5. Stop at A and back approximately one horse length.
6. Walk forward and follow the instructions of your ring steward..

Walk	.....
Jog	-----
Extended Jog	- - - - -
Lope	—————
Leg Yield	
Lead Change	— / —
Back	← ← ← — — —
Marker	ⓑ
Sidepass	← — — — →

[WH/1-53]

Pattern Provided by:

*Judges*

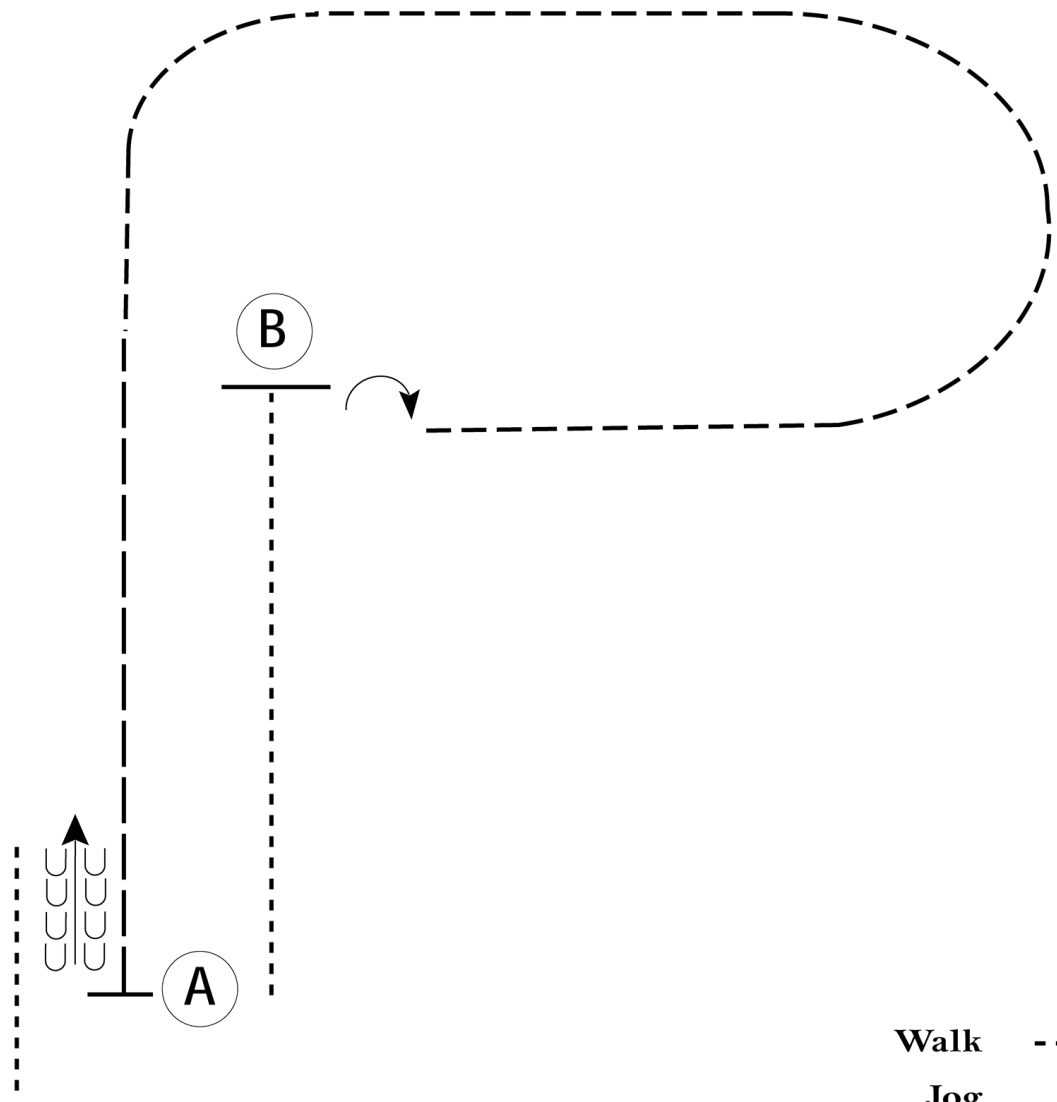
# SDQHA Summer Shootout

## Horsemanship (All Walk Trot & Small Fry)

Show Date: 06-04-2026

www.HorseShowPatterns.com

www.HorseShowPatterns.com



Be ready at A.

1. Walk from A to B.
2. Stop at B and turn 90 degrees to the right.
3. Jog around B as shown.
4. Extend the jog from B to A.
5. Stop at A and back approximately one horse length.
6. Walk forward and follow the instructions of your ring steward..

Walk	-----
Jog	- - - - -
Extended Jog	- - - - -
Lope	—————
Leg Yield	
Lead Change	— / —
Back	← ← ← ← ←
Marker	⊙ B
Sidepass	← ——— →

[WH/WT-53]

Pattern Provided by:

*Judges*

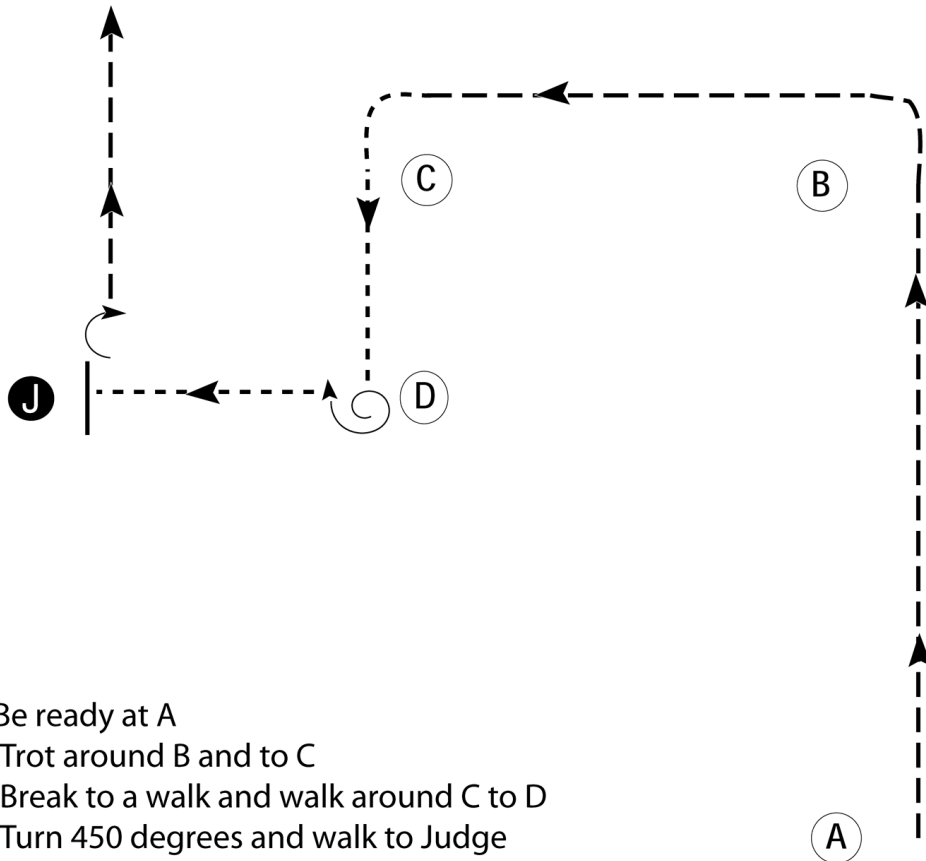
# SDQHA Summer Shootout

## Showmanship (Youth, Amt, Amt Select)

Show Date: 06-04-2026

w w w . H o r s e S h o w P a t t e r n s . c o m

w w w . H o r s e S h o w P a t t e r n s . c o m



1. Be ready at A
2. Trot around B and to C
3. Break to a walk and walk around C to D
4. Turn 450 degrees and walk to Judge
5. Stop and set up for inspection
6. When dismissed, turn 90 degrees and trot away from judge

- Walk - - - - -
- Trot - . - . - .
- Back ← ~ ~ ~
- Marker (B)
- Judge (J)

[S/2-30]

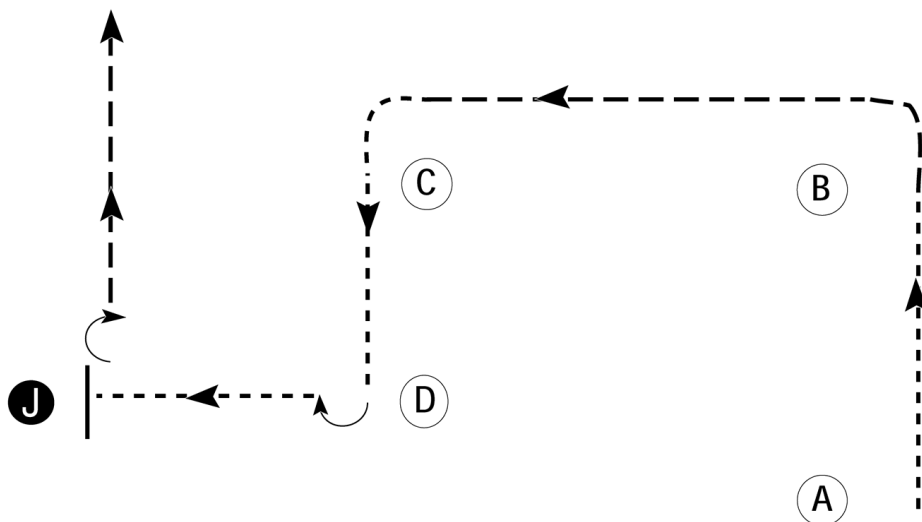
Pattern Provided by:  
*Judges*



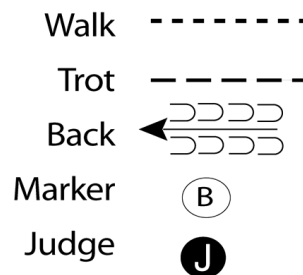
# SDQHA Summer Shootout

## Showmanship (Small Fry)

Show Date: 06-04-2026



1. Be ready at A
2. Walk to B
3. Trot from B to C
4. Break to a walk and walk around C to D
5. Turn 90 degrees and walk to Judge
6. Stop and set up for inspection
7. When dismissed, turn 90 degrees and trot away from judge



[SWT-5]

Pattern Provided by:

*Judges*

w w w . H o r s e S h o w P a t t e r n s . c o m

w w w . H o r s e S h o w P a t t e r n s . c o m

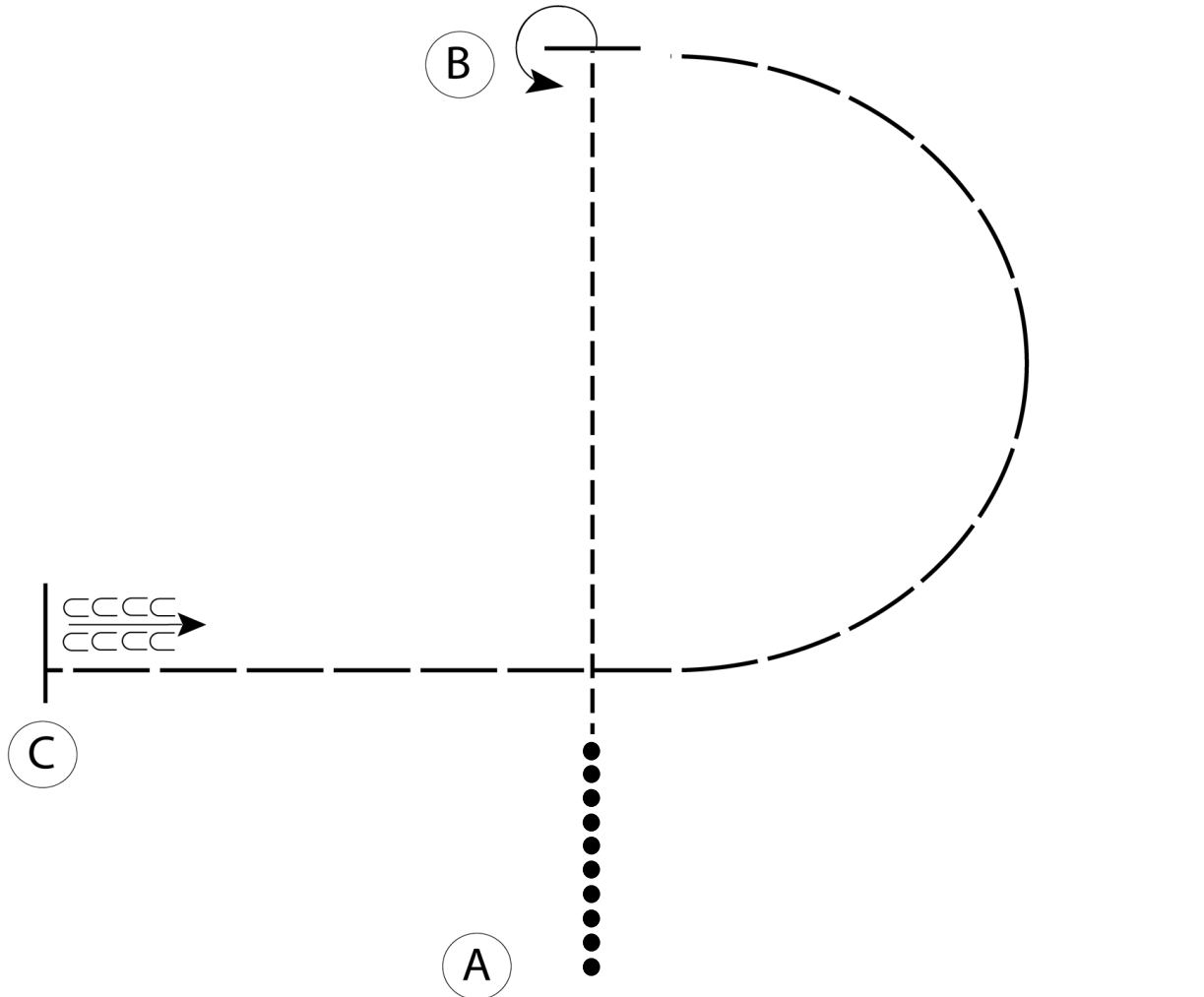
# SDQHA Summer Shootout

## Hunt Seat Equitation (Youth, Amt, Amt Select)

Show Date: 06-04-2026

w w w . H o r s e S h o w P a t t e r n s . c o m

w w w . H o r s e S h o w P a t t e r n s . c o m



Be ready at A.

1. Walk from A until even with C.
2. Posting trot on the left diagonal from A to B
3. At B stop and perform a 270 degree turn on the forehand to the left
4. Hand gallop on the right lead from B to C
5. At C stop and back four steps

Walk	.....
Trot	- - - - -
Extended Trot	—————
Canter	—————
Leg Yield	
Lead Change	///
Back	←←←←
Marker	(B)
Sidepass	←——→
Hand Gallop	———

[HSE/2-30]

Pattern Provided by:

*Judges*

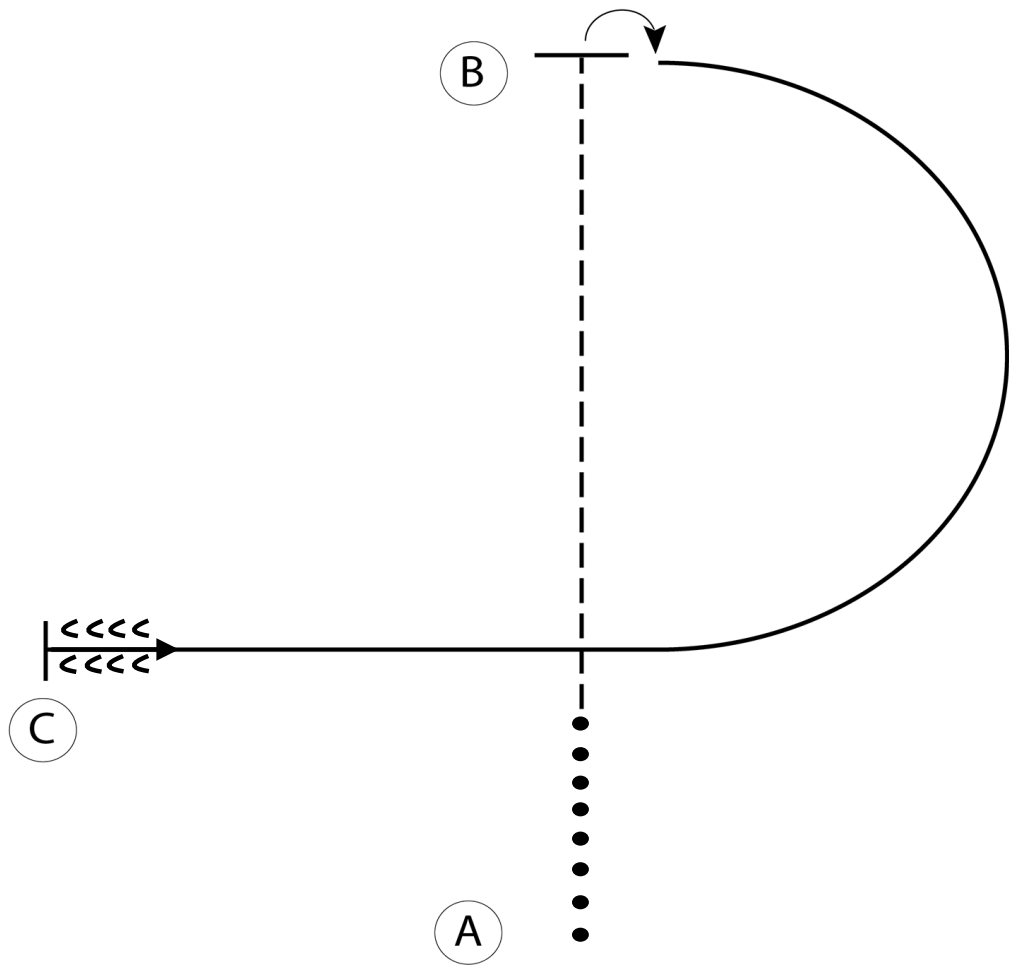
# SDQHA Summer Shootout

## Hunt Seat Equitation (All Novice & Rookie)

Show Date: 06-04-2026

w w w . H o r s e S h o w P a t t e r n s . c o m

w w w . H o r s e S h o w P a t t e r n s . c o m



Be Ready at A.

1. Walk from A until Even with C.
2. Posting trot on the left diagonal from A to B
3. At B stop and perform a 90 degree turn on the forehand to the right
4. Canter on the right lead from B to C
5. At C stop and back 4 steps.

Walk	-----
Trot	- - - - -
Extended Trot	— — — — —
Canter	—————
Leg Yield	
Lead Change	↘ ↙
Back	← ← ← ←
Marker	(B)
Sidepass	← — — — — →
Hand Gallop	— — — — —

[HSE/1-28]

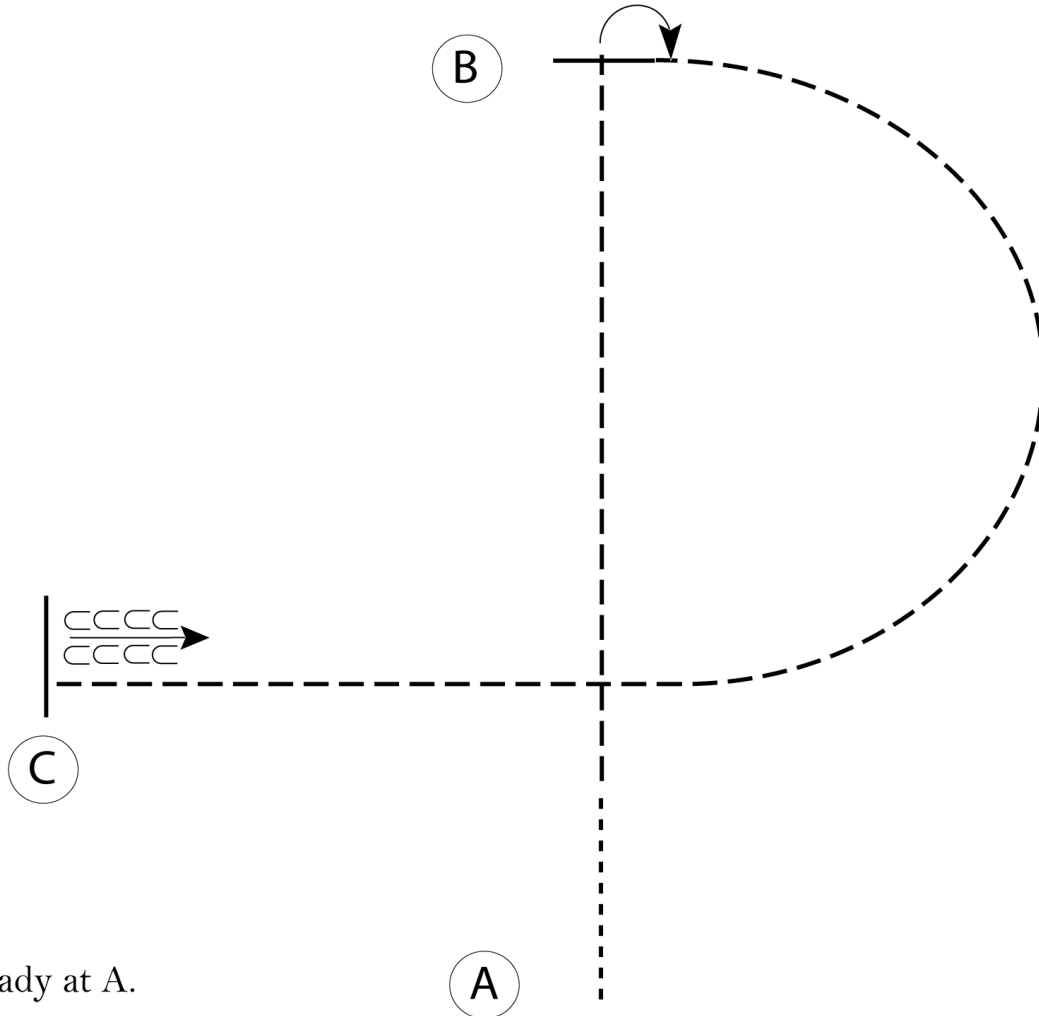
Pattern Provided by:

*Judges*

# SDQHA Summer Shootout

## Hunt Seat Equitation (All Walk Trot & Small Fry)

Show Date: 06-04-2026



Be ready at A.

1. Walk from A until even with C.
2. Posting trot on the right diagonal to B.
3. At B, stop and perform a 90 degree turn on the forehand to the right.
4. Posting trot on the left diagonal from B to C.
5. At C stop and back approximately one horse length.

Follow the instructions of your ring steward.

Walk	-----
Trot	- - - - -
Extended Trot	-----
Canter	-----
Leg Yield	
Lead Change	↙ ↘
Back	← ← ← ← ←
Marker	(B)
Sidepass	← ← ← ← ←
Hand Gallop	-----

[HSE/WT-30]

Pattern Provided by:

*Judges*

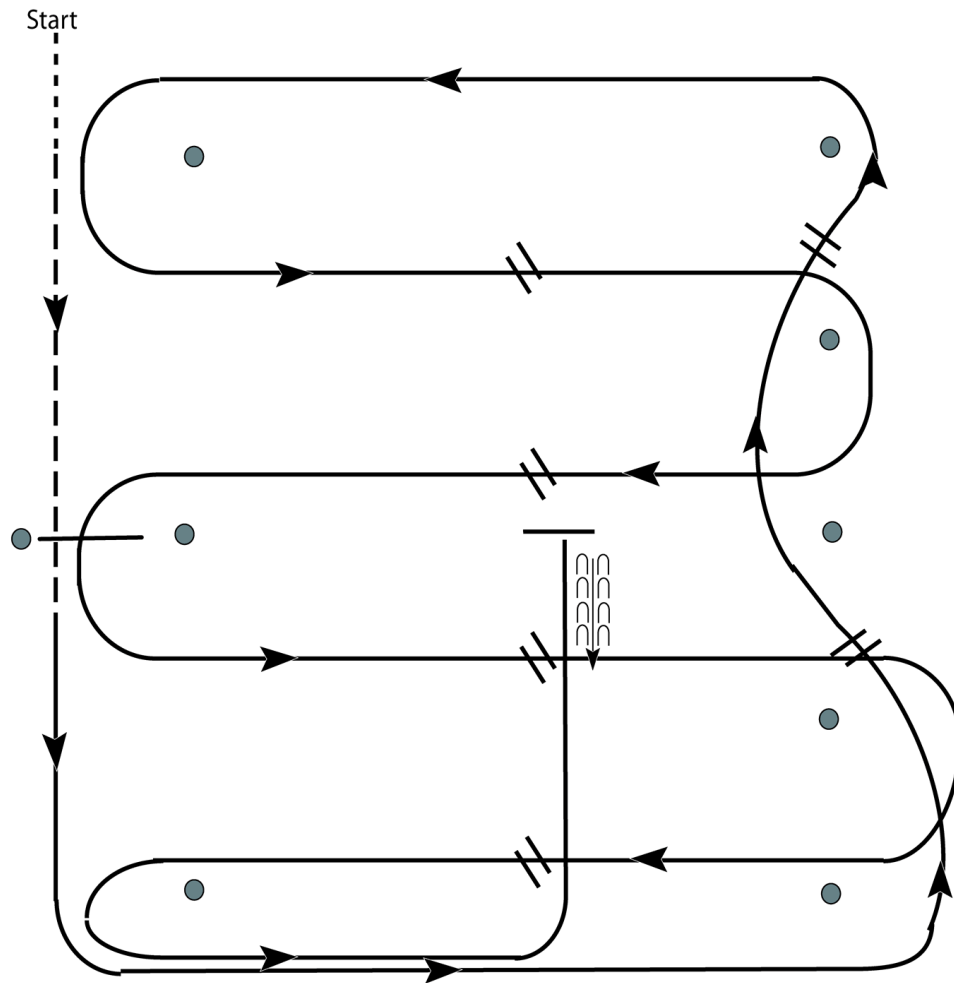
w w w . H o r s e S h o w P a t t e r n s . c o m

w w w . H o r s e S h o w P a t t e r n s . c o m

# SDQHA Summer Shootout

## Western Riding (Level 1)

Show Date: 06-04-2026



1. Walk at least 15' & jog over log.
2. Transition to left lead and lope around end.
3. First line change.
4. Second line change. Lope around end of arena
5. First crossing change.
6. Second crossing change.
7. Lope over log.
8. Third crossing change.
9. Fourth crossing change.
10. Lope up the center, stop and back.

[WR/GP-1]

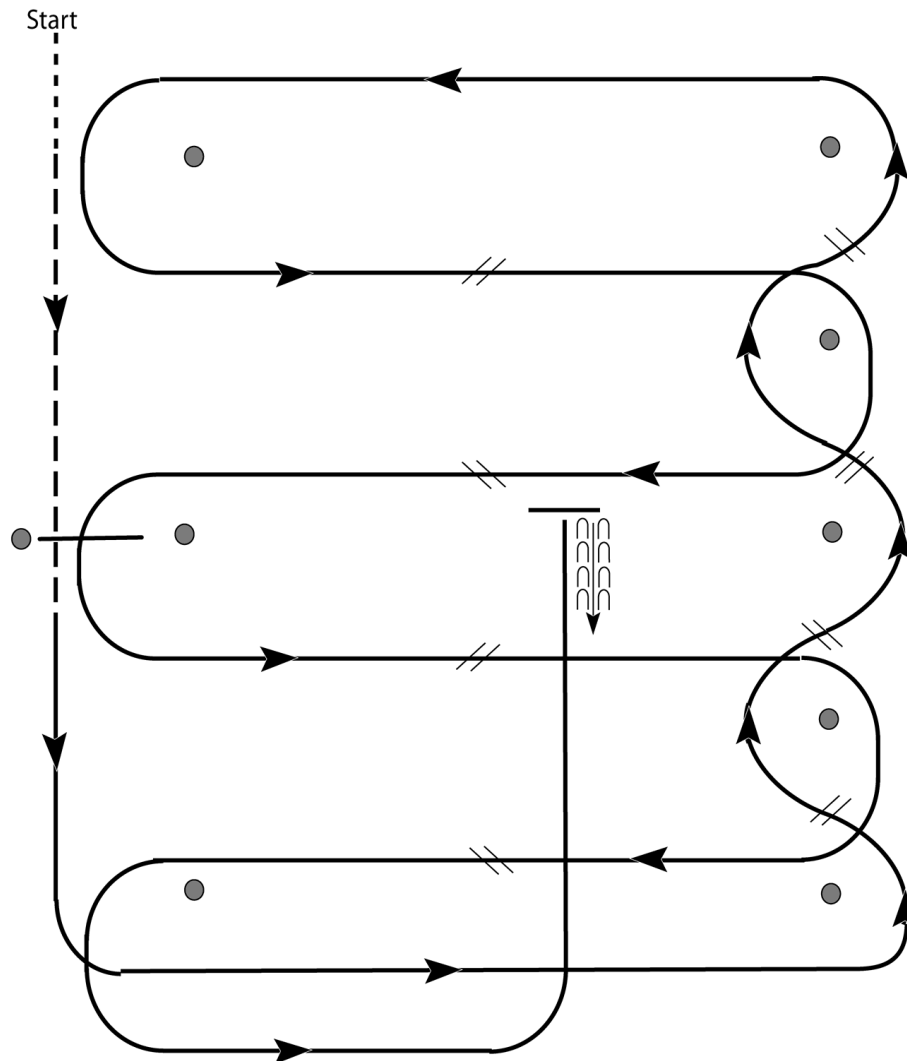
Pattern Provided by:

*Judges*

# SDQHA Summer Shootout

## Western Riding

Show Date: 06-04-2026



1. Walk and jog over log.
2. Transition to lope and lope around end.
3. First line change.
4. Second line change.
5. Third line change.
6. Fourth line change and lope around the end of the arena.
7. First crossing change.
8. Second crossing change.
9. Lope over log.
10. Third crossing change.
11. Fourth crossing change.
12. Lope up the center, stop and back.

[WR/OP-1]

Pattern Provided by:

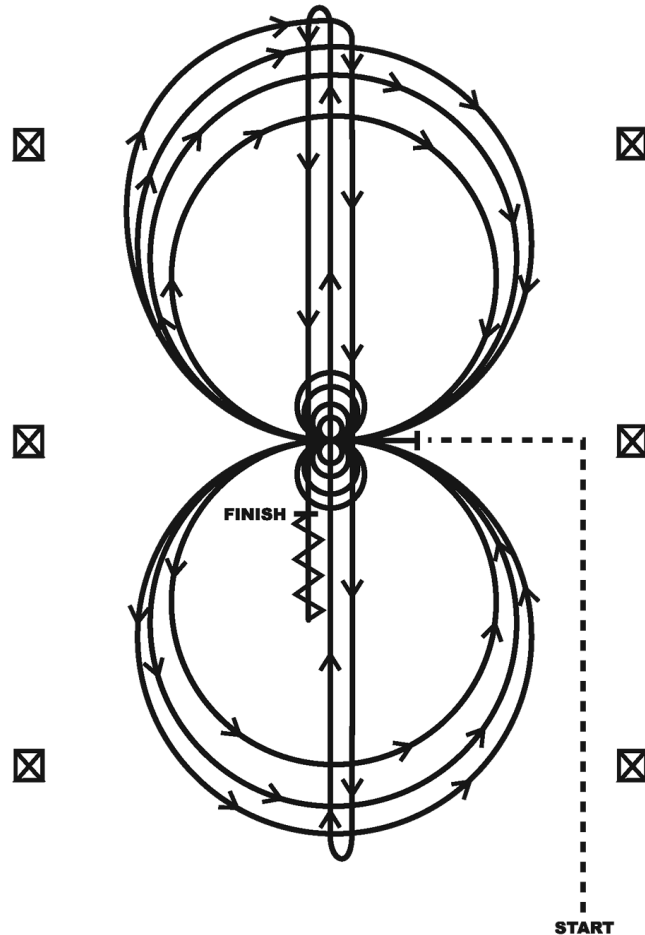
*Judges*

# SDQHA Summer Shootout

## Reining (All)

Show Date: 06-04-2026

### REINING PATTERN 11



Horses must jog to the center of the arena. Horses must walk or stop prior to starting the pattern. Beginning at the center of the arena facing the left wall or fence.

1. Complete four spins to the left. Hesitate.
2. Complete four spins to the right. Hesitate.
3. Beginning on the right lead complete three circles to the right; the first circle small and slow; the next two circles large and fast. Change leads at the center of the arena.
4. Complete three circles to the left; the first circle small and slow; the next two circles large and fast. Change leads at the center of the arena.
5. Begin a large circle to the right, but do not close this circle. Run down the center of the arena past the end marker and do a right rollback—no hesitation.
6. Run up the middle to the opposite end of the arena past the end marker and do a left rollback—no hesitation.
7. Run past the center marker and do a sliding stop. Back up to the center of the arena or at least ten feet (three meters). Hesitate to demonstrate completion of the pattern.

[R/AQHAP-11]

Pattern Provided by:

*Judges*

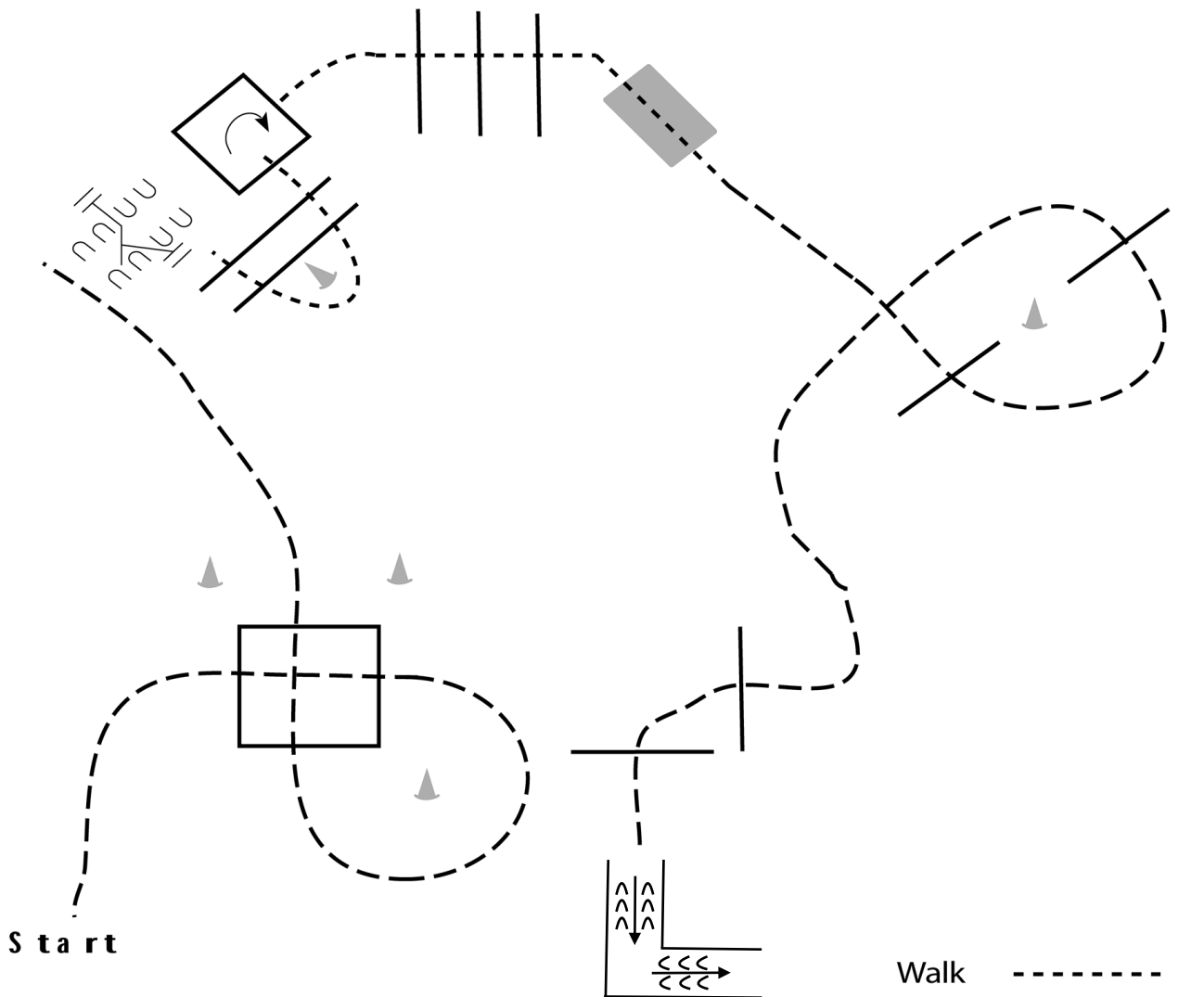
# SDQHA Summer Shootout

## Trail (All Walk Trot)

Show Date: 06-04-2026

www.HorseShowPatterns.com

www.HorseShowPatterns.com



1. Jog through the box to gate
2. Right hand push gate
3. Walk over elevated poles and into box
4. 1/4 turn to the right in the box
5. Walk over poles and over bridge
6. Jog over poles to L.
7. Back L and exit.

Walk	.....
Jog	-----
Extended Jog	- - - - -
Lope	—————
Leg Yield	
Lead Change	— / —
Back	←←←←←
Marker	ⓑ
Sidepass	←.....→

[TWT-11]

Pattern Provided by:  
*Judges*

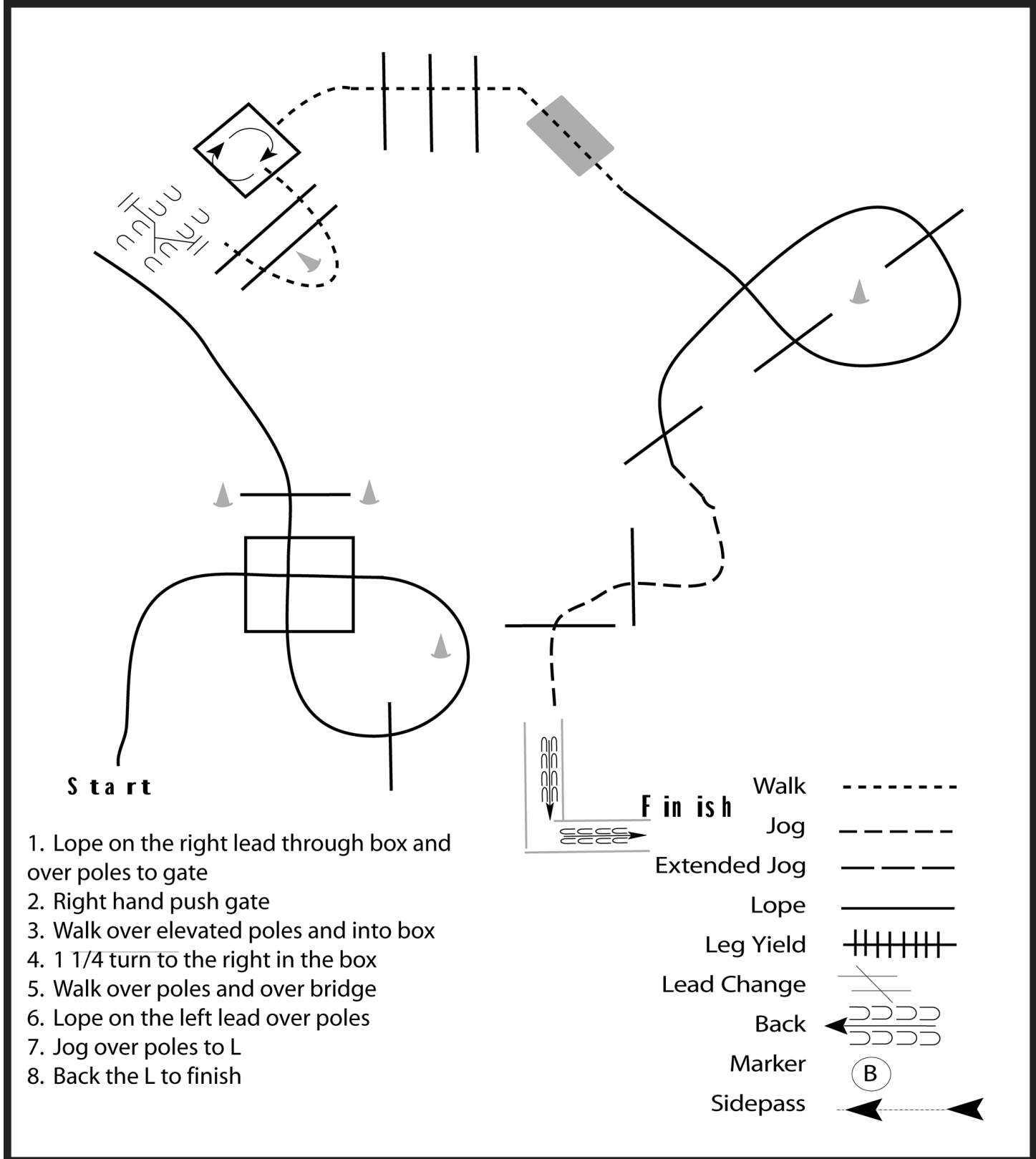
# SDQHA Summer Shootout

## Trail (Youth, Amt, Amt Select, Open)

Show Date: 06-04-2026

w w w . H o r s e S h o w P a t t e r n s . c o m

w w w . H o r s e S h o w P a t t e r n s . c o m



Start

Finish

1. Lope on the right lead through box and over poles to gate
2. Right hand push gate
3. Walk over elevated poles and into box
4. 1 1/4 turn to the right in the box
5. Walk over poles and over bridge
6. Lope on the left lead over poles
7. Jog over poles to L
8. Back the L to finish

Walk	-----
Jog	- - - - -
Extended Jog	- - - - -
Lope	—————
Leg Yield	
Lead Change	— / —
Back	←←←←←
Marker	ⓑ
Sidepass	←-----→

[T/2-11]

Pattern Provided by:  
*Judges*

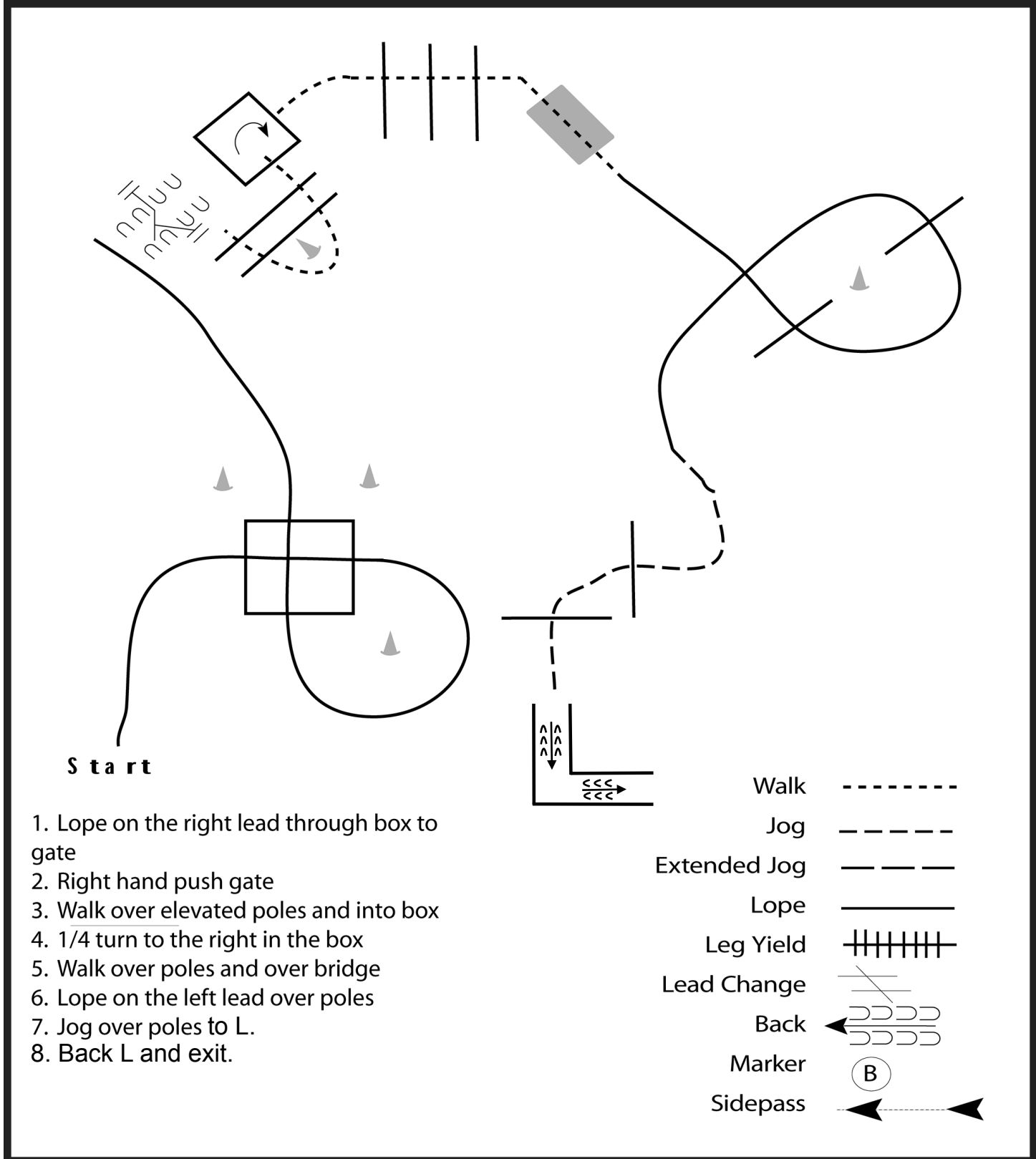
# SDQHA Summer Shootout

## Trail (Novice & Rookie)

Show Date: 06-04-2026

www.HorseShowPatterns.com

www.HorseShowPatterns.com



Start

1. Lope on the right lead through box to gate
2. Right hand push gate
3. Walk over elevated poles and into box
4. 1/4 turn to the right in the box
5. Walk over poles and over bridge
6. Lope on the left lead over poles
7. Jog over poles to L.
8. Back L and exit.

Walk	.....
Jog	-----
Extended Jog	- - - - -
Lope	—————
Leg Yield	
Lead Change	///
Back	←←←
Marker	(B)
Sidepass	←.....→

Pattern Provided by:

*Judges*

[T/1-11]

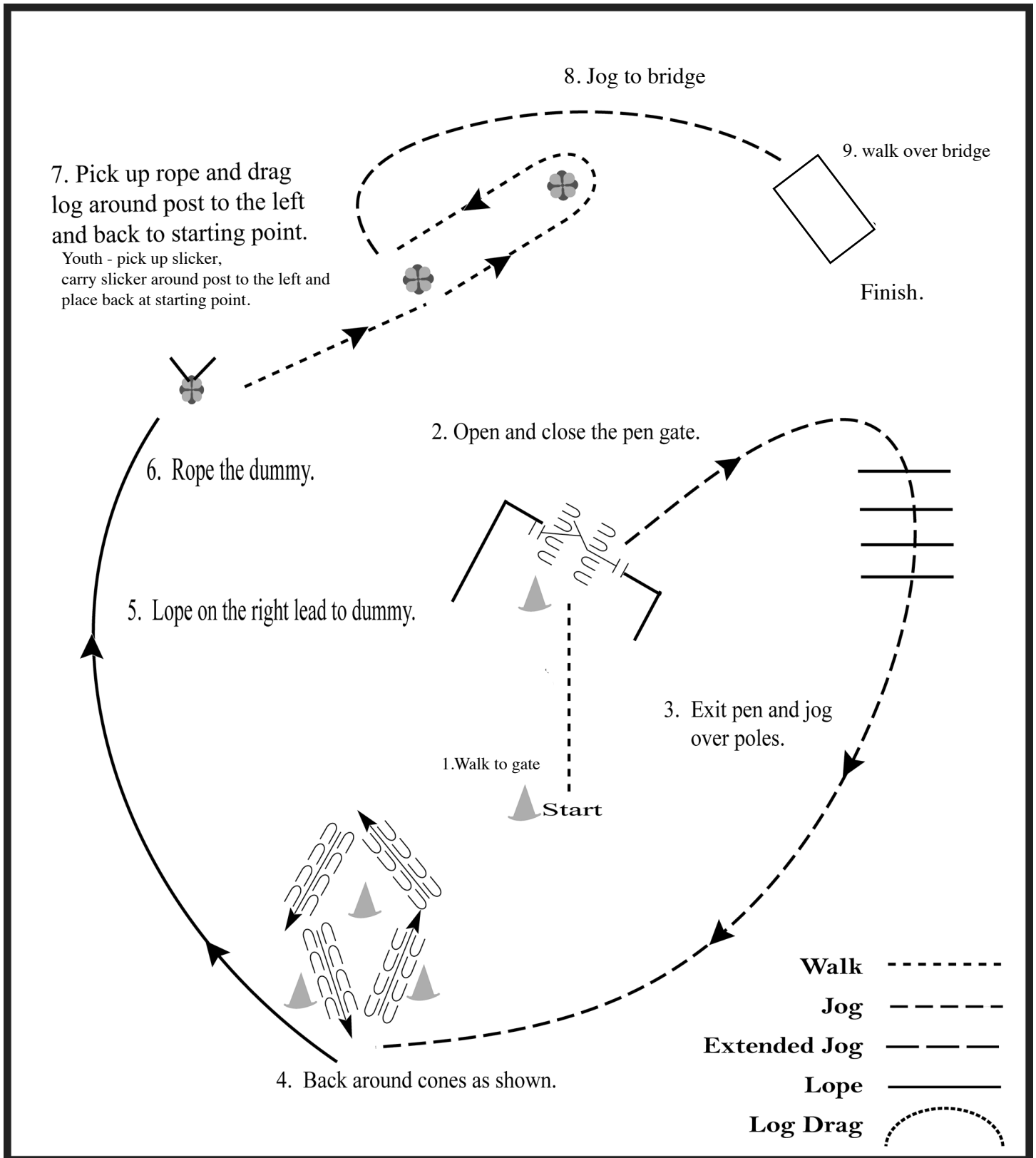
# SDQHA Summer Shootout

## Ranch Trail (All)

Show Date: 06-04-2026

www.HorseShowPatterns.com

www.HorseShowPatterns.com



[RT/2]

Pattern Provided by:

Judges

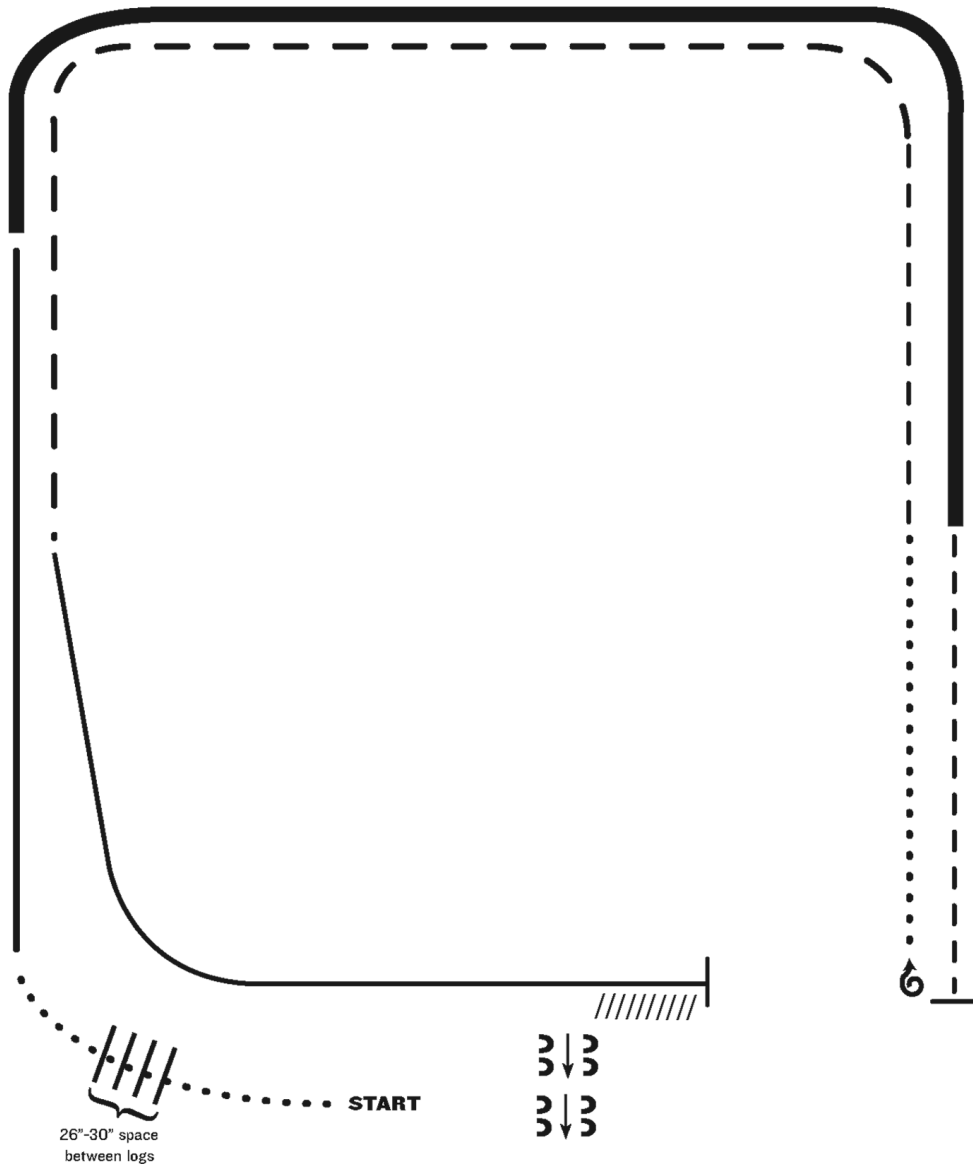
# SDQHA Summer Shootout

## Ranch Riding (All)

Show Date: 06-04-2026

www.HorseShowPatterns.com

www.HorseShowPatterns.com



1. Walk
2. Walk over logs
3. Lope right lead
4. Extended lope (right lead)
5. Trot
6. Stop, 1 1/2 turns right
7. Walk
8. Trot
9. Extended trot
10. Lope left lead
11. Stop and Back
12. Side pass right

Note: The drawn description of this pattern is only intended for the general depiction of the pattern. Exhibitors should utilize the arena space to best exhibit their horses.

[RR/AQHA-6]

Pattern Provided by:

*Judges*