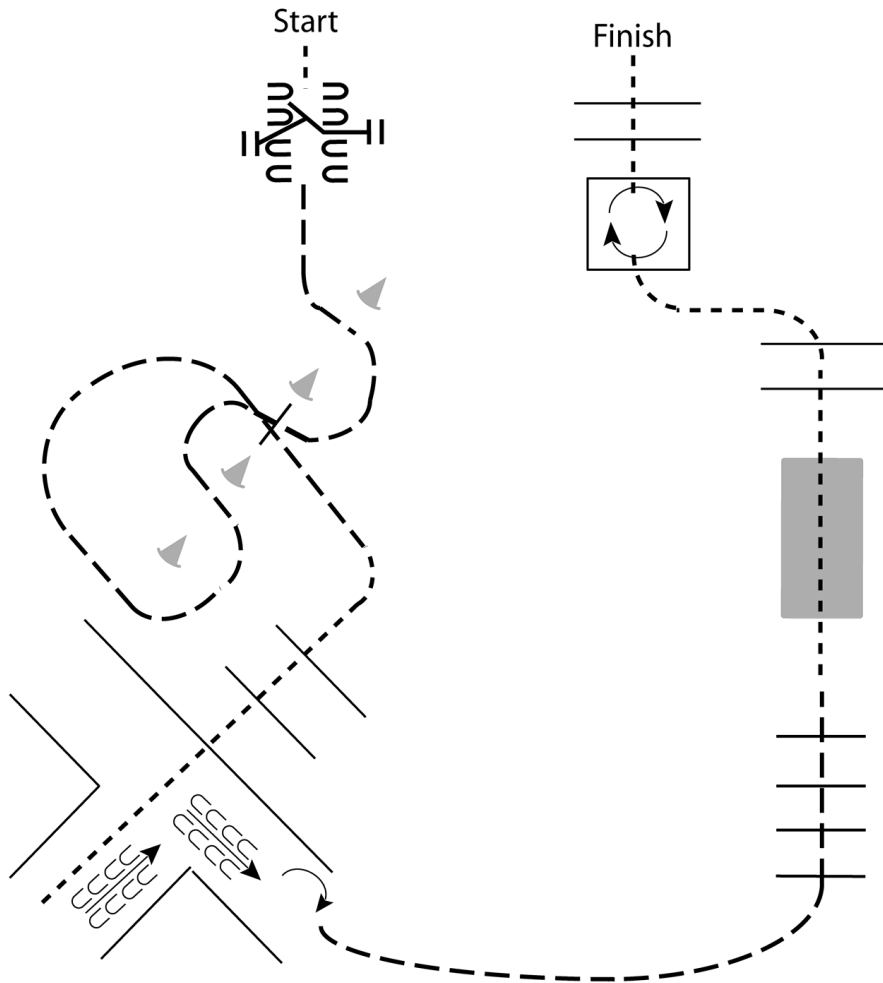


# SDQHA Summer Shootout

## Trail (All Walk Trot (156-159))

Show Date: 06-06-2026



1. Walk to and work gate.
2. Jog through cones.
3. Walk over poles into chute.
4. Back out of chute; turn 180 degrees right.
5. Jog over poles to bridge.
6. Walk over bridge and poles.
7. Walk into box and perform a 360 degree turn to the right.
8. Walk out of box and over poles.

Walk	-----
Jog	- - - - -
Extended Jog	- - - - -
Lope	—————
Leg Yield	
Lead Change	— / —
Back	←←←←←
Marker	ⓑ
Sidepass	←-----→

[TWT-2]

Pattern Provided by:

*Leith Show Management*

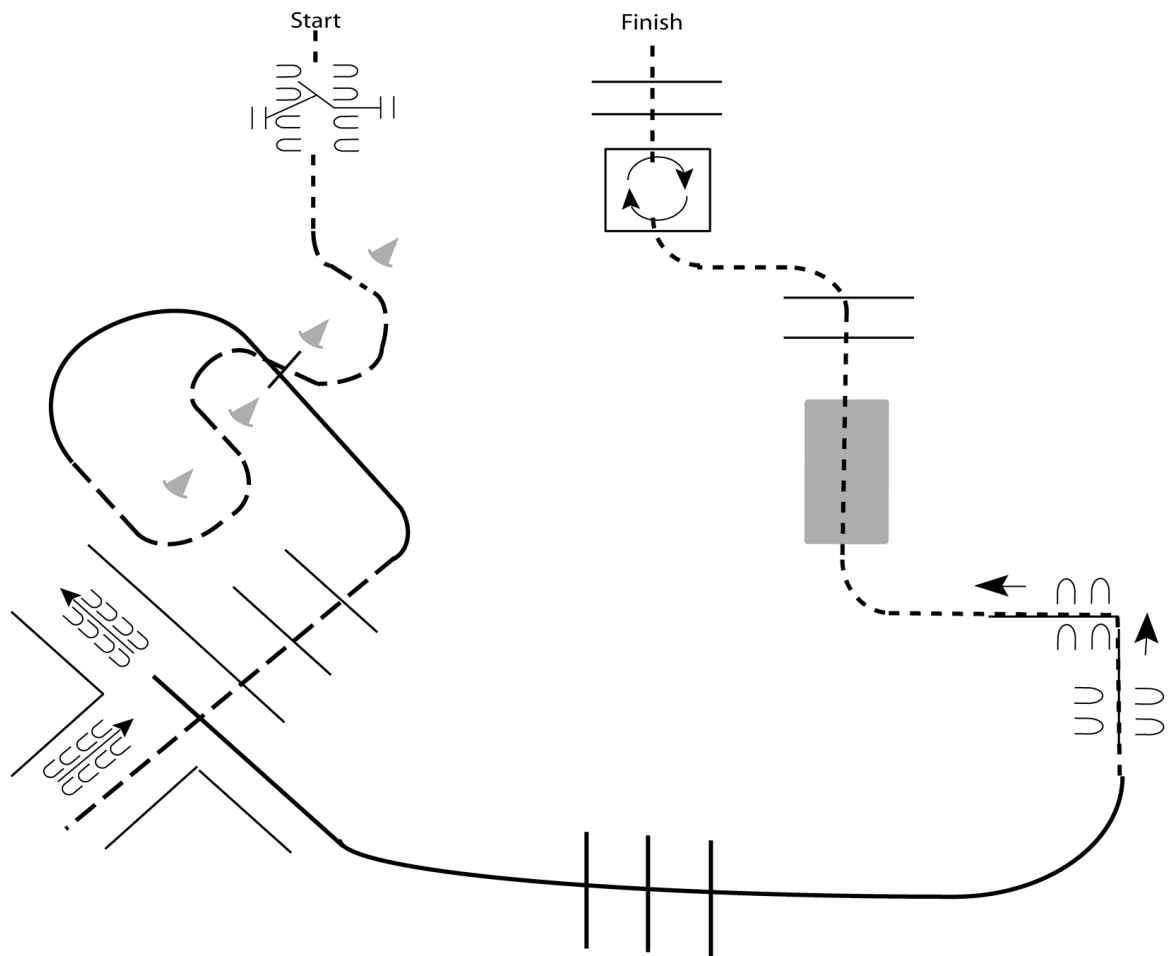
w w w . H o r s e S h o w P a t t e r n s . c o m

w w w . H o r s e S h o w P a t t e r n s . c o m

# SDQHA Summer Shootout

## Trail (Amt-Youth-Open (165-168))

Show Date: 06-06-2026



Begin at Start.

1. Walk to and work gate.
2. Jog through cones.
3. Lope right lead to poles.
4. Jog over poles into chute.
5. Back the L.
6. Lope left lead over poles.
7. Side pass left over poles.
8. Walk over bridge, poles and into box.
9. Perform a 360 degree turn to the right, walk out of box and over poles to finish.

<b>Walk</b>	-----
<b>Jog</b>	-----
<b>Extended Jog</b>	-----
<b>Lope</b>	-----
<b>Leg Yield</b>	
<b>Lead Change</b>	///
<b>Back</b>	←←←
<b>Marker</b>	ⓑ
<b>Sidepass</b>	←-----→

[T/2-3]

**Pattern Provided by:**

*Leith Show Management*

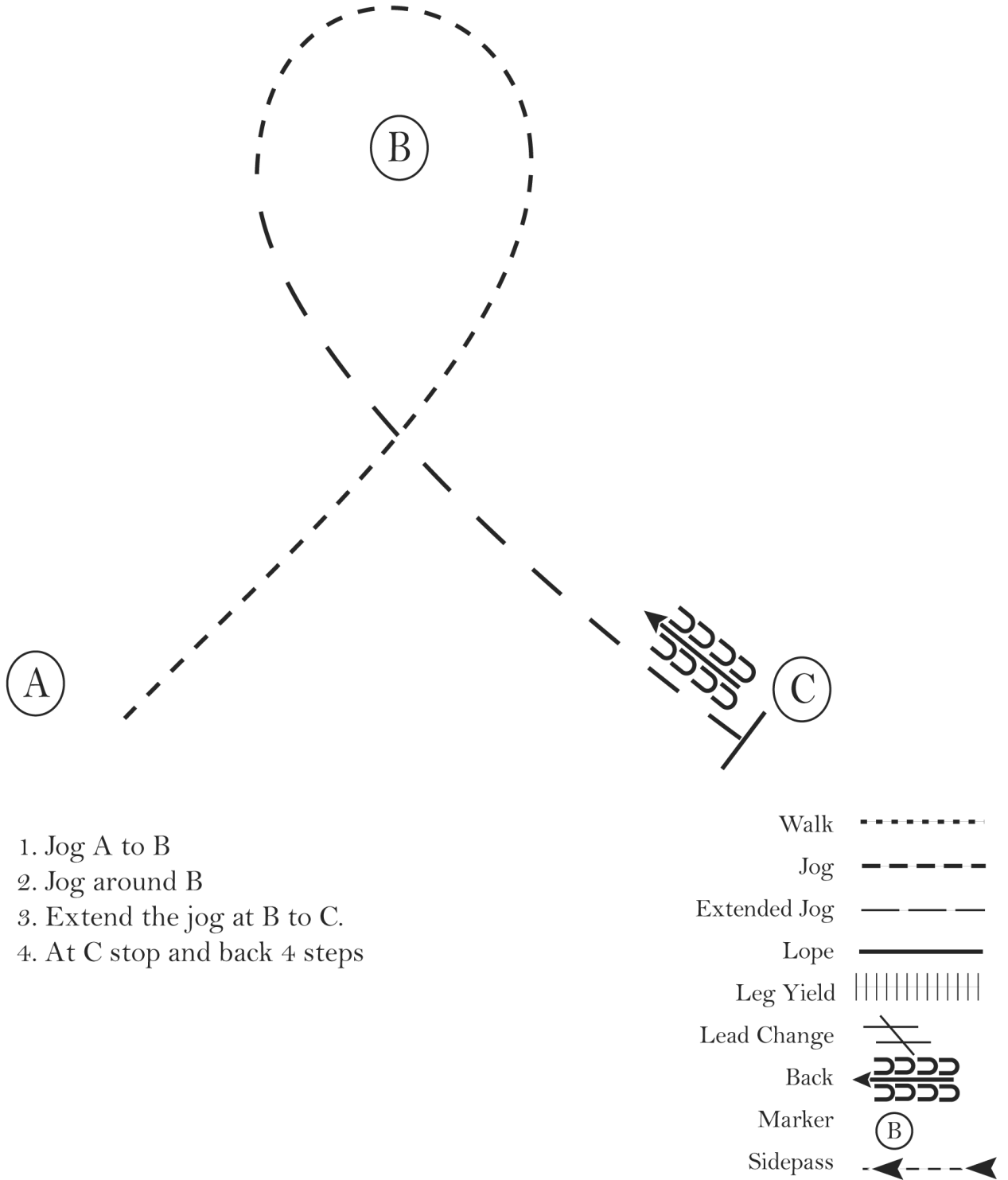
# SDQHA Summer Shootout

## Horsemanship (All Walk-Trot (184 - 187))

Show Date: 06-06-2026

w w w . H o r s e S h o w P a t t e r n s . c o m

w w w . H o r s e S h o w P a t t e r n s . c o m



[WH/WT-9]

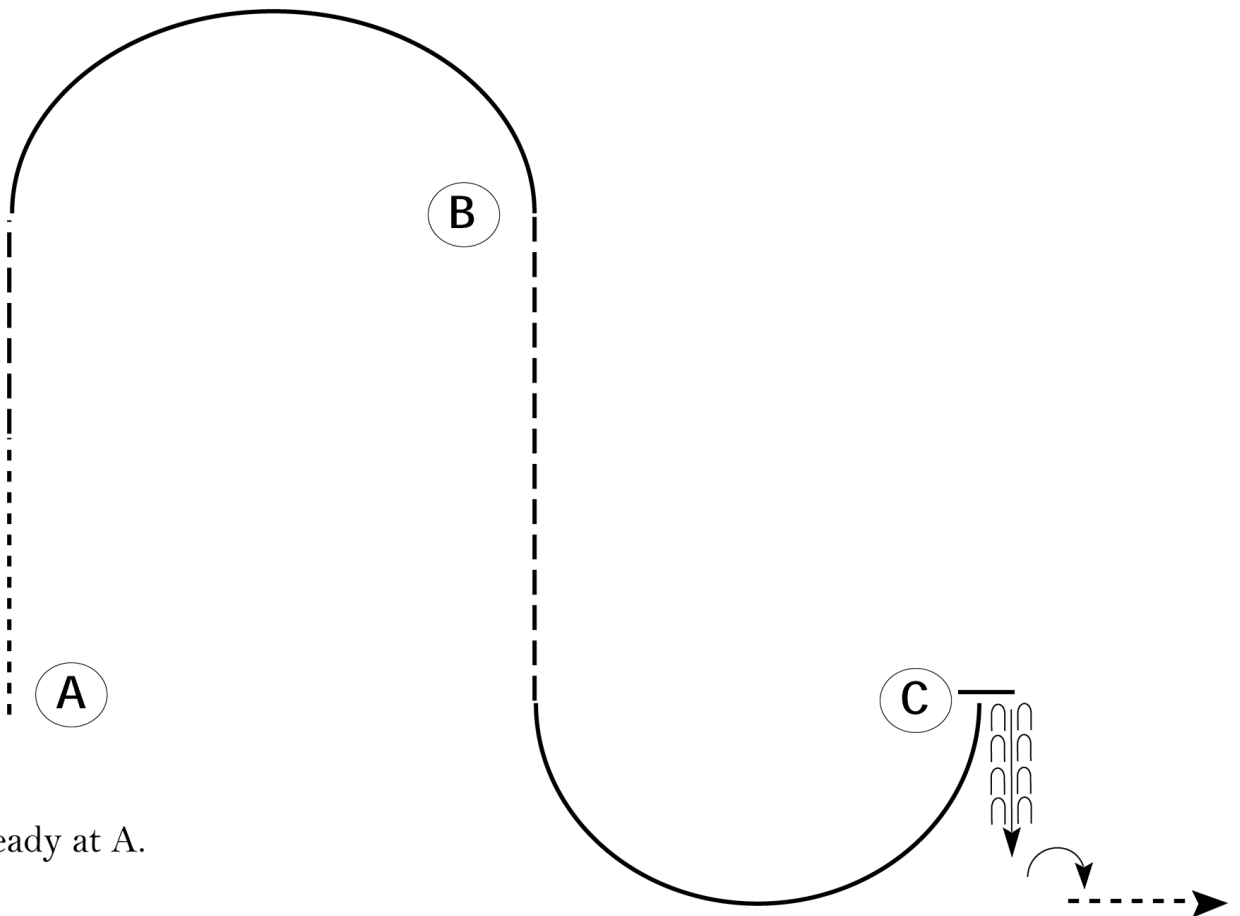
Pattern Provided by:

*Leith Show Management*

# SDQHA Summer Shootout

## Horsemanship (Rookie & L1 (188-192))

Show Date: 06-06-2026



Be ready at A.

1. Walk from A to center of pattern.
2. Jog until even with B.
3. Lope a half circle on the right lead to B.
4. Jog from B until even with C.
5. Lope a half circle on the left lead to C.
6. Stop at C and back approximately one horse length.
7. Perform a 1/4 turn right and walk off.

Follow the directions of your ring steward.

Walk	.....
Jog	-----
Extended Jog	- - - - -
Lope	—————
Lead Change	↘
Back	←
Marker	ⓑ

[WH/1-80]

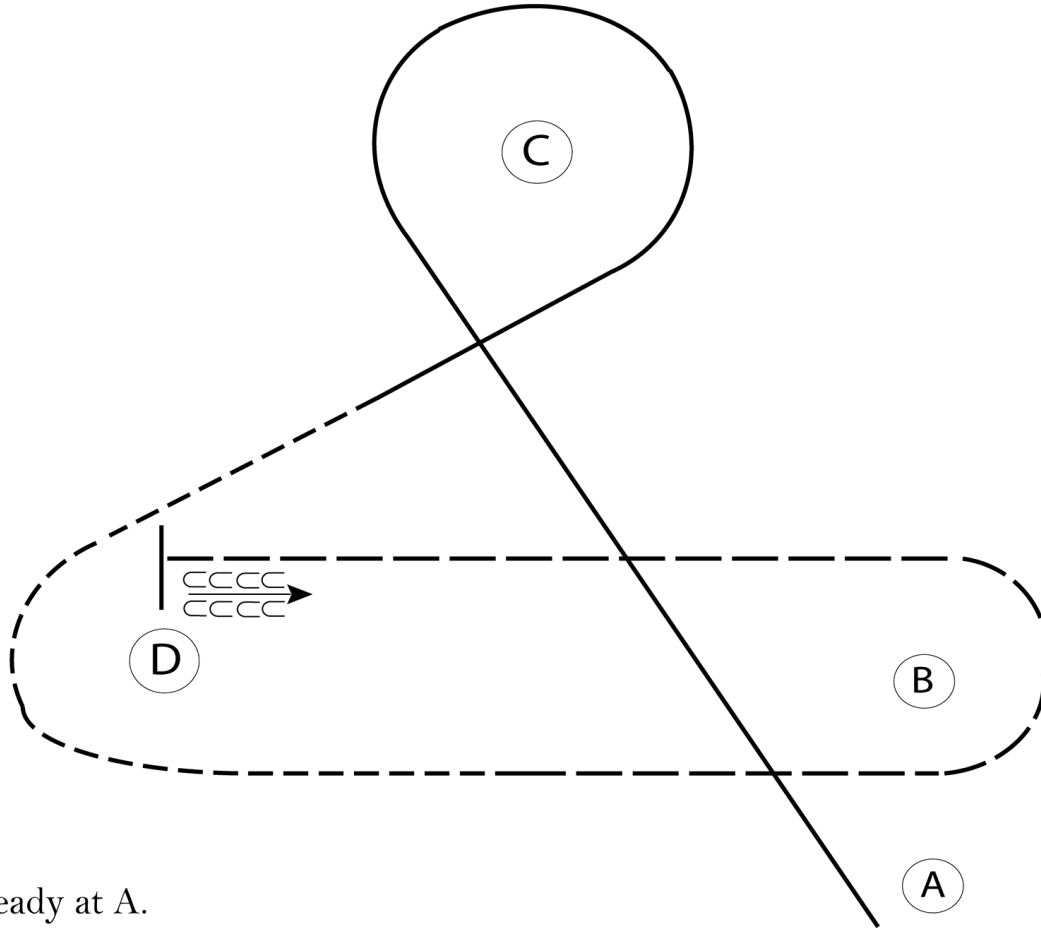
Pattern Provided by:

*Leith Show Management*

# SDQHA Summer Shootout

## Horsemanship (Amt-Amt Select-Youth (193-196))

Show Date: 06-06-2026



Be ready at A.

1. Right lead lope to and around C
2. Halfway to D break to the jog
3. Jog around D
4. Halfway to B extend the jog
5. Continue extended jog around B to D
6. At D stop and back approximately one horse length.

Follow the instructions of your ring steward.

Walk	-----
Jog	- - - - -
Extended Jog	- - - - -
Lope	—————
Leg Yield	
Lead Change	— / —
Back	← ← ← ← ←
Marker	Ⓟ
Sidepass	← — — — — →

[WH/2-54]

Pattern Provided by:

*Leith Show Management*

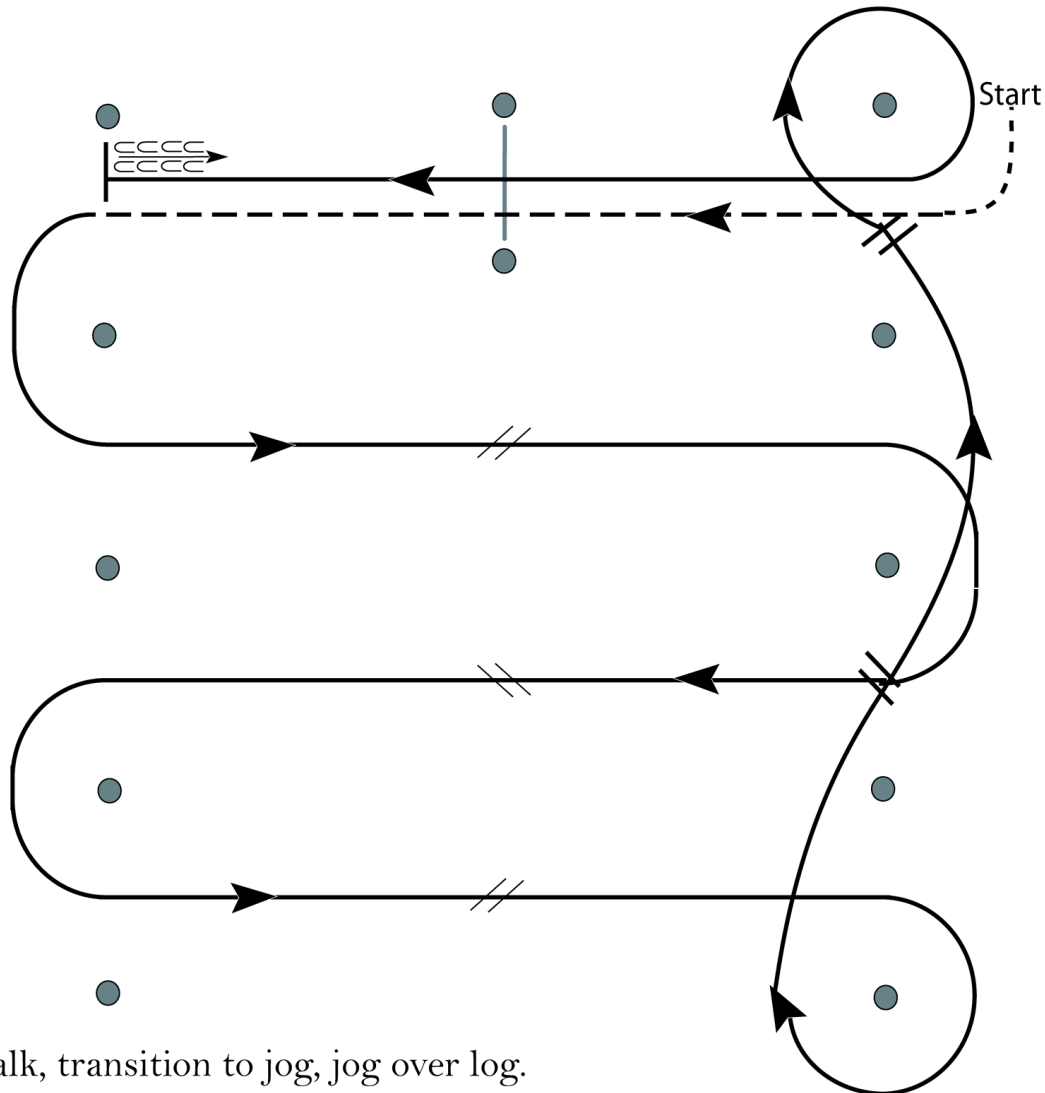
w w w . H o r s e S h o w P a t t e r n s . c o m

w w w . H o r s e S h o w P a t t e r n s . c o m

# SDQHA Summer Shootout

## Western Riding (L1 (197-199))

Show Date: 06-06-2026



1. Walk, transition to jog, jog over log.
2. Transition to left lead lope.
3. First crossing change.
4. Second crossing change.
5. Third crossing change.
6. Circle and first line change.
7. Second line change and circle.
8. Lope log.
9. Stop and back.

[WR/GP-2]

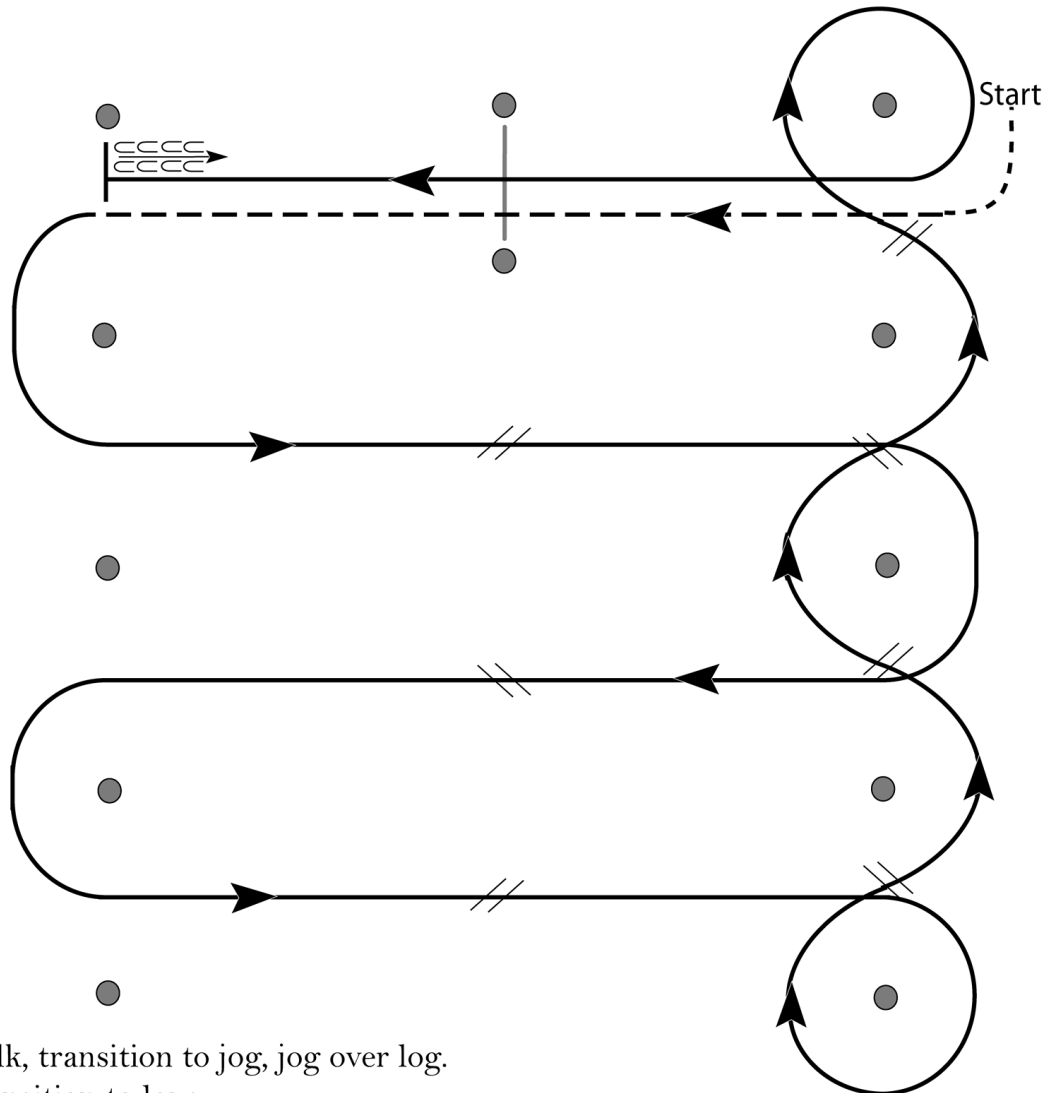
Pattern Provided by:

*Leith Show Management*

# SDQHA Summer Shootout

Western Riding (class # 200-203)

Show Date: 06-06-2026



1. Walk, transition to jog, jog over log.
2. Transition to lope.
3. First crossing change.
4. Second crossing change.
5. Third crossing change.
6. Circle and first line change.
7. Second line change.
8. Third line change.
9. Fourth line change and circle.
10. Lope log.
11. Lope, stop and back.

[WR/OP-2]

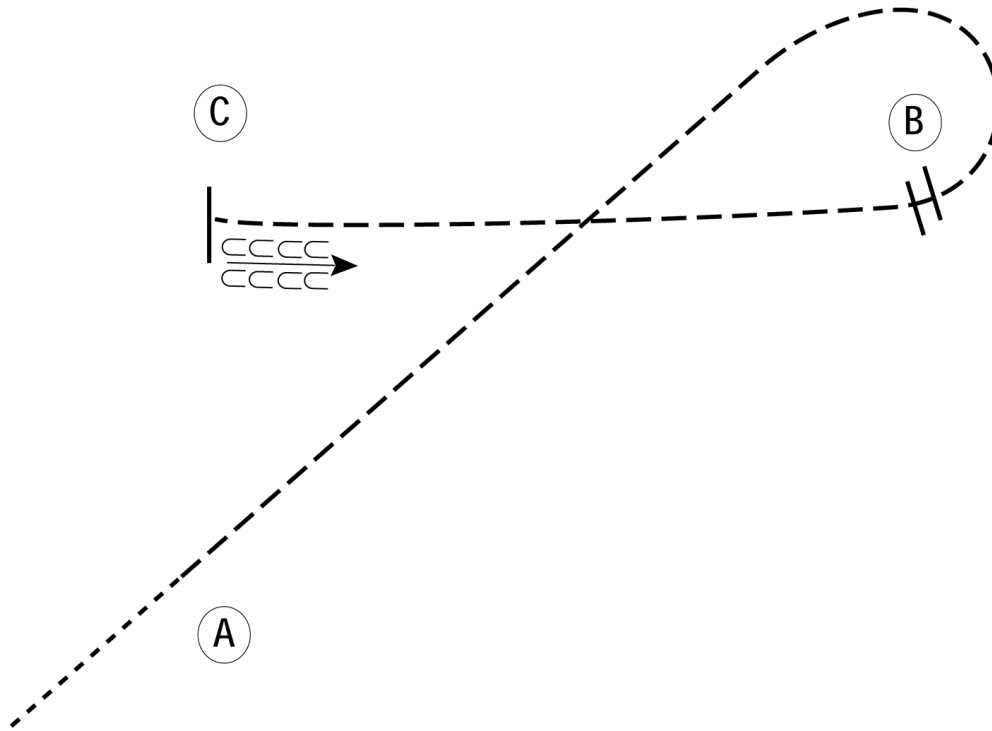
Pattern Provided by:

*Leith Show Management*

# SDQHA Summer Shootout

## Hunt Seat Equitation (All Walk Trot (217-220))

Show Date: 06-06-2026



Be ready before A.

1. Walk to A.
2. Posting trot on the left diagonal from A to and around B.
3. Change diagonals at B.
4. Posting trot on the right diagonal around to C.
5. Stop at C. Back approximately one horse length.
6. Follow the instructions of your ring steward.

Walk	-----
Trot	- - - - -
Extended Trot	— — — —
Canter	—————
Leg Yield	
Lead Change	— / —
Back	← C C C C
Marker	(B)
Sidepass	← — — — →
Hand Gallop	— — — —

[HSE/WT-19]

Pattern Provided by:

*Leith Show Management*

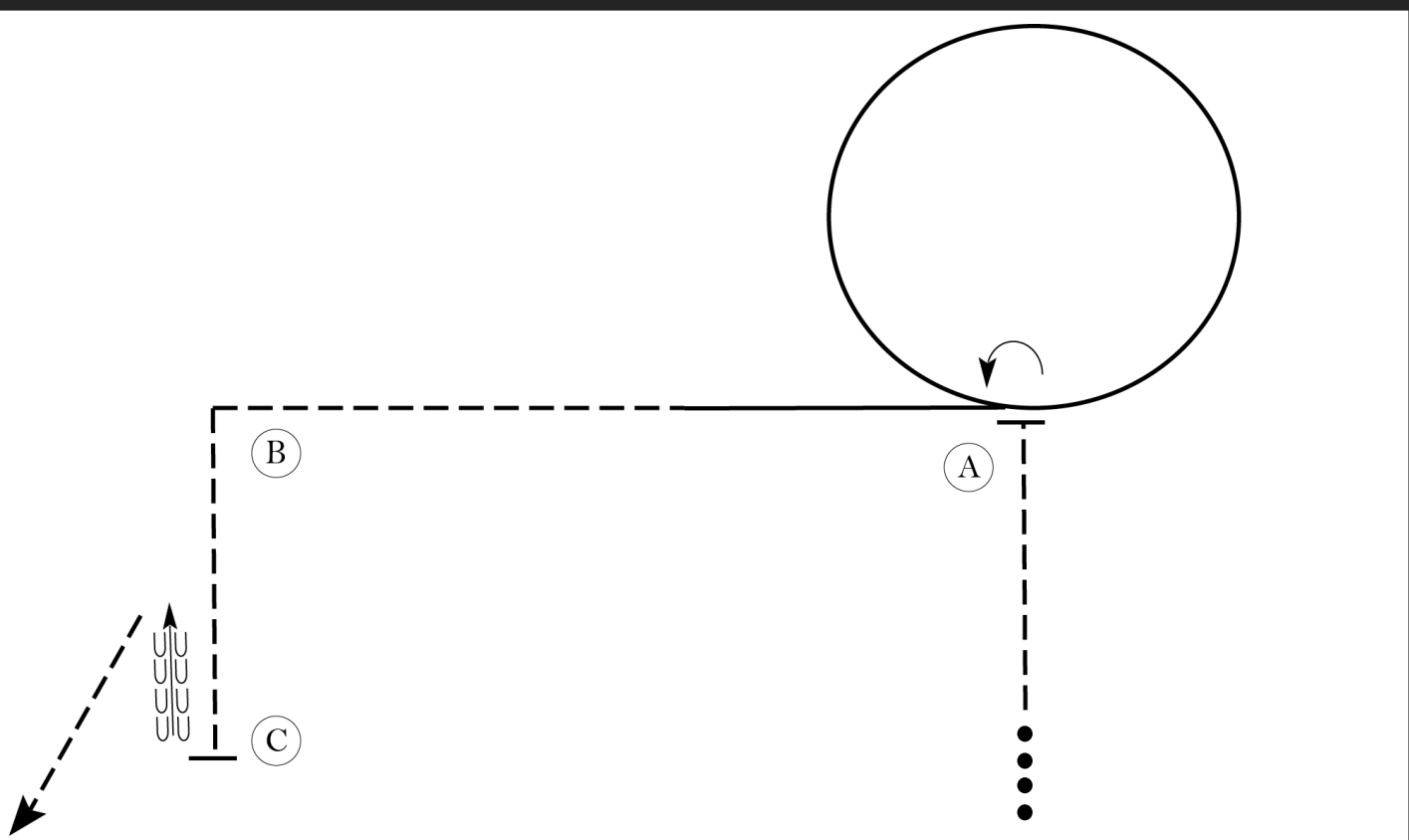
# SDQHA Summer Shootout

## Hunt Seat Equitation (rookie & L1 (221-225))

Show Date: 06-06-2026

w w w . H o r s e S h o w P a t t e r n s . c o m

w w w . H o r s e S h o w P a t t e r n s . c o m



1. Walk 4 steps
2. Trot on the left diagonal past A.
3. Stop and perform a 90 degree turn on the forehand to the left.
4. Canter a large circle to the right on the right lead.
5. Halfway to B, break to a sitting trot.
6. As you pass B, pick up the right diagonal and continue to C.
7. Stop at C and back one horse length and exit at a trot.

Follow the instructions of your ring steward.

Walk	-----
Trot	- - - - -
Extended Trot	-----
Canter	-----
Leg Yield	
Lead Change	↙ ↘
Back	← ← ← ← ←
Marker	(B)
Sidepass	← ← ← ← ←
Hand Gallop	-----

[HSE/1-78]

Pattern Provided by:  
*Leith Show Management*

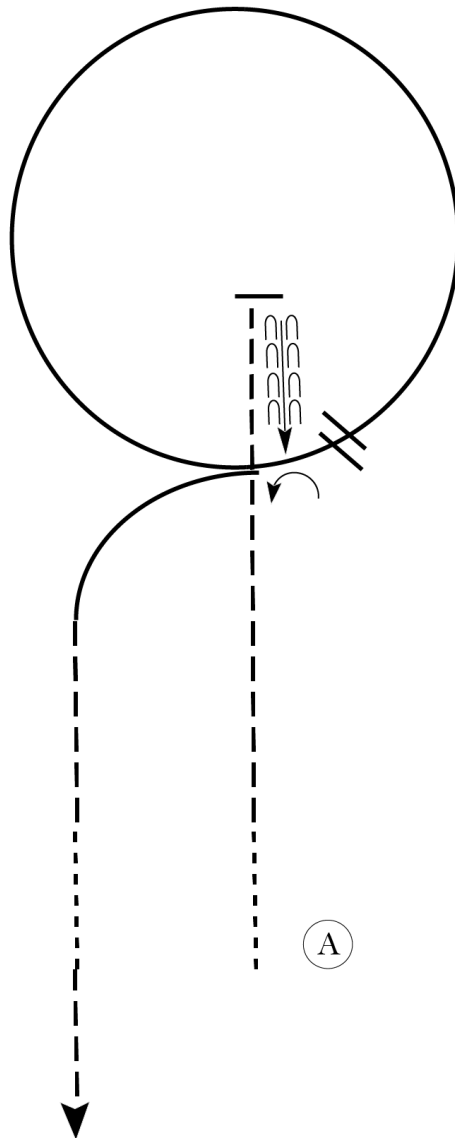
# SDQHA Summer Shootout

## Hunt Seat Equitation (Amt-Amt Select-Youth (226-228))

Show Date: 06-06-2026

www.HorseShowPatterns.com

www.HorseShowPatterns.com



Be ready at A.

1. Walk two horse lengths then posting trot on the left diagonal past the center of the arena.
2. Stop and back approximately two horse lengths.
3. Perform a 90 degree turn on the forehand to the left.
4. Canter a circle on the right lead.
5. Perform a simple or flying lead change.
6. Canter on the left lead.
7. Posting trot on the right diagonal then walk two horse lengths. Pattern is complete, exit at a sitting trot.

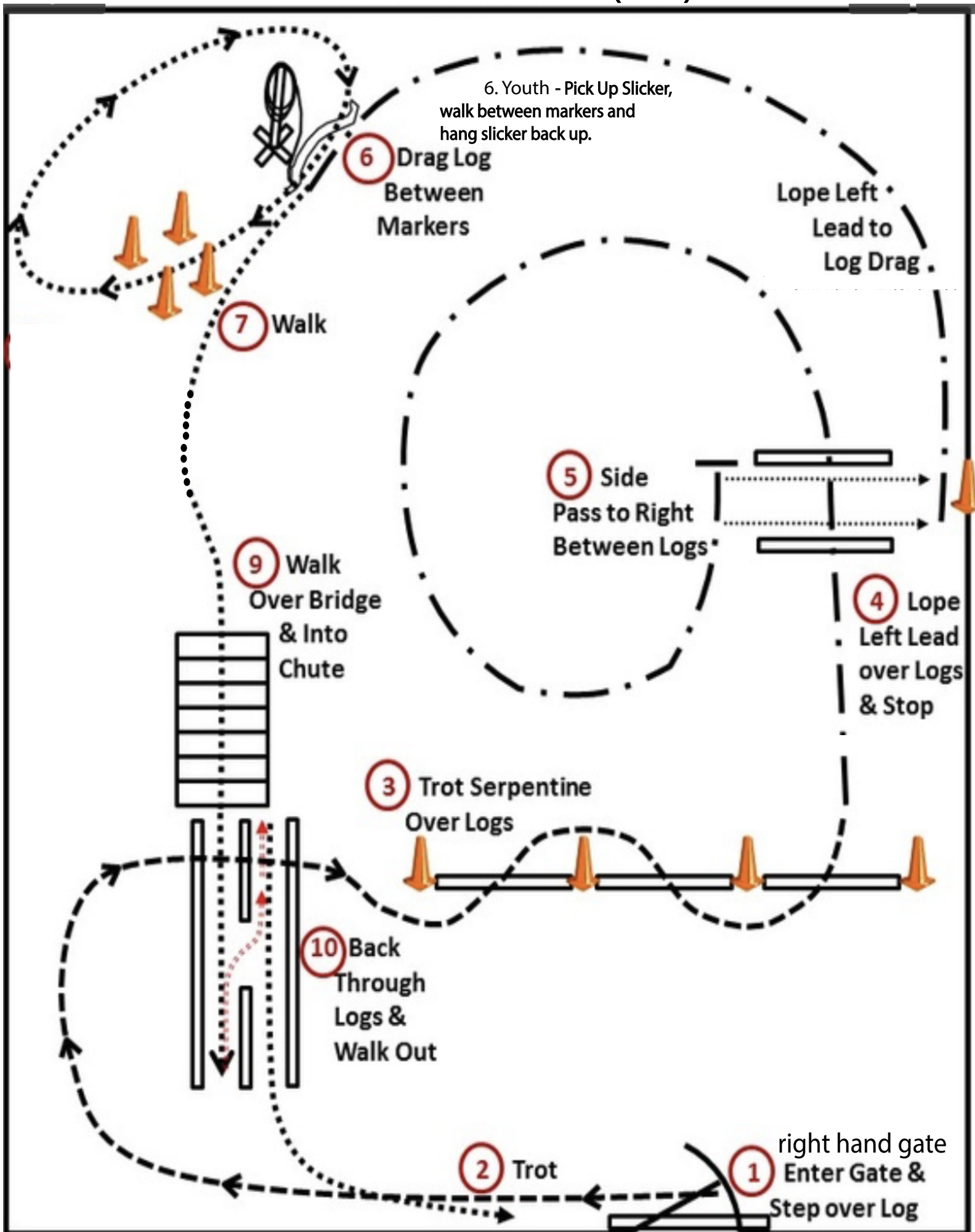
Walk	-----
Trot	- - - - -
Extended Trot	— — — — —
Canter	—————
Leg Yield	
Lead Change	↙ ↘
Back	← ← ← ← ←
Marker	⊙ (B)
Sidepass	← — — — — →
Hand Gallop	— — — — —

[HSE/2-82]

Pattern Provided by:

*Leith Show Management*

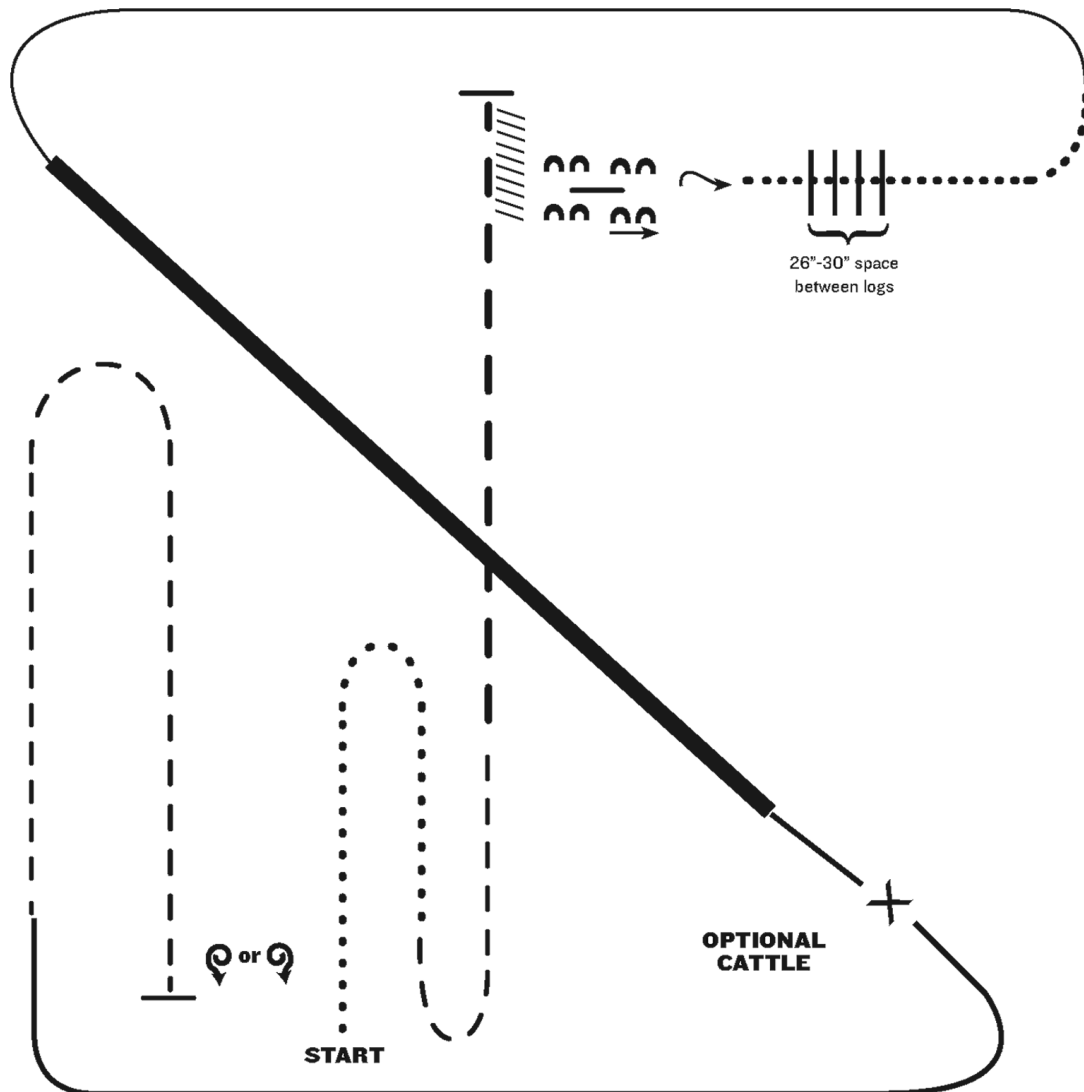
# RANCH TRAIL (ALL)



# SDQHA Summer Shootout

## Ranch Riding (All (245-253))

Show Date: 06-06-2026



1. Walk
2. Trot
3. Extended trot
4. Stop and back
5. Side pass over log right
6. 1/4 turn right, walk over logs
7. Walk
8. Lope left lead
9. Extended lope (left lead)
10. Collect lope, change leads (simple or flying)
11. Lope right lead
12. Trot
13. Stop, one 360 degree turn either direction

Note: The drawn description of this pattern is only intended for the general depiction of the pattern. Exhibitors should utilize the arena space to best exhibit their horses.

[RR/AQHA-7]

Pattern Provided by:

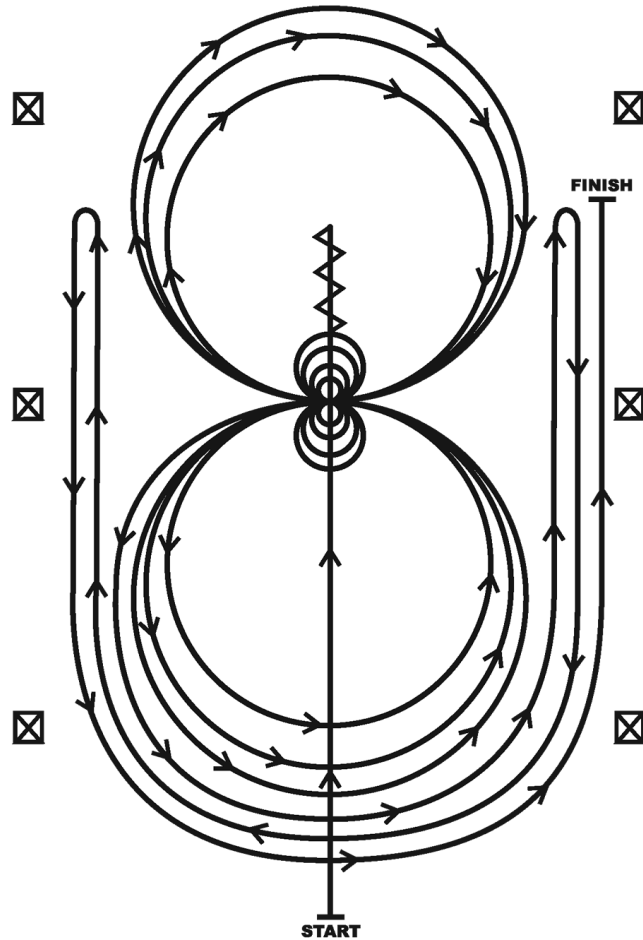
*Leith Show Management*

# SDQHA Summer Shootout

## Reining (All (254-260))

Show Date: 06-06-2026

### REINING PATTERN 9



1. Run past the center marker and do a sliding stop. Back up to the center of the arena or at least ten feet (three meters). Hesitate.
2. Complete four spins to the right. Hesitate.
3. Complete four and one-quarter spins to the left so that horse is facing the left wall or fence. Hesitate.
4. Beginning on the left lead, complete three circles to the left: the first circle small and slow; the next two circles large and fast. Change leads at the center of the arena.
5. Complete three circles to the right: the first circle small and slow; the next two circles large and fast. Change leads at the center of the arena.
6. Begin a large circle to the left but do not close this circle. Run up the right side of the arena past the center marker and do a right rollback at least twenty feet (six meters) from the wall or fence—no hesitation.
7. Continue back around the previous circle but do not close this circle. Run up the left side of the arena past the center marker and do a left rollback at least twenty feet (six meters) from the wall or fence—no hesitation.
8. Continue back around previous circle but do not close this circle. Run up right side of the arena past the center marker and do a sliding stop at least twenty feet (six meters) from the wall or fence. Hesitate to demonstrate completion of the pattern.

[R/AQHAP-9]

Pattern Provided by:

*Leith Show Management*

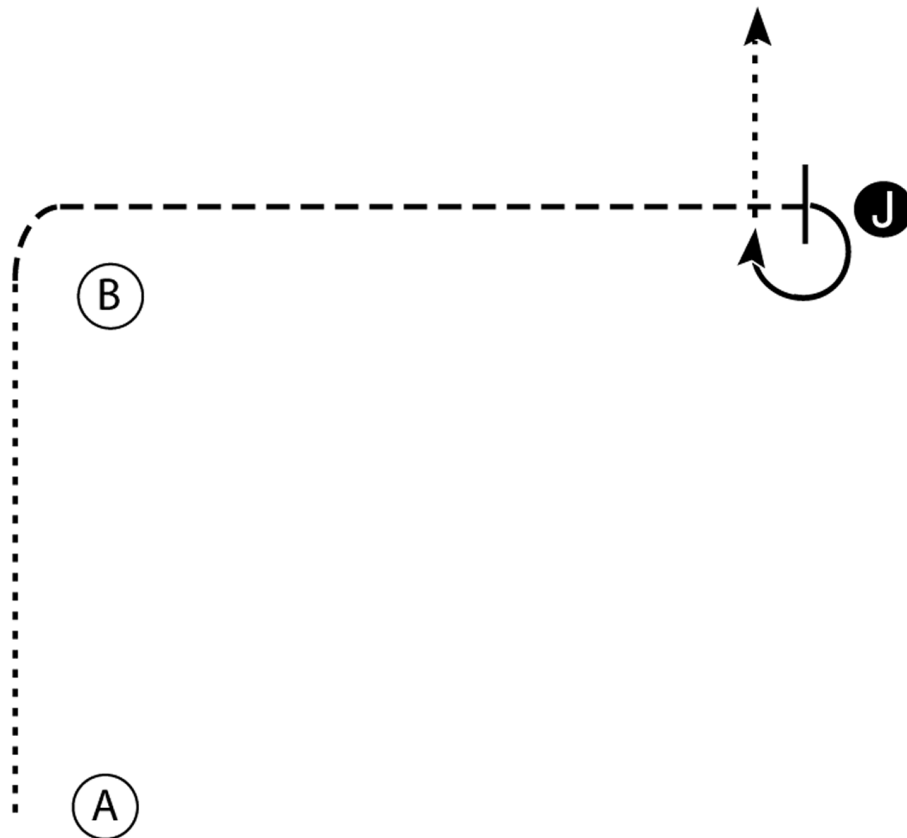
# SDQHA Summer Shootout

## Showmanship (Small Fry)


Show Date: 06-06-2026


w w w . H o r s e S h o w P a t t e r n s . c o m


w w w . H o r s e S h o w P a t t e r n s . c o m





1. Walk from A to B.
2. Trot from B to the Judge.
3. Stop and set up for inspection.
4. When dismissed perform a 270 degree turn and walk straight away from the Judge.

Walk 

Trot 

Back 

Marker 

Judge 

[SWT-2]

Pattern Provided by:  
*Leith Show Management*

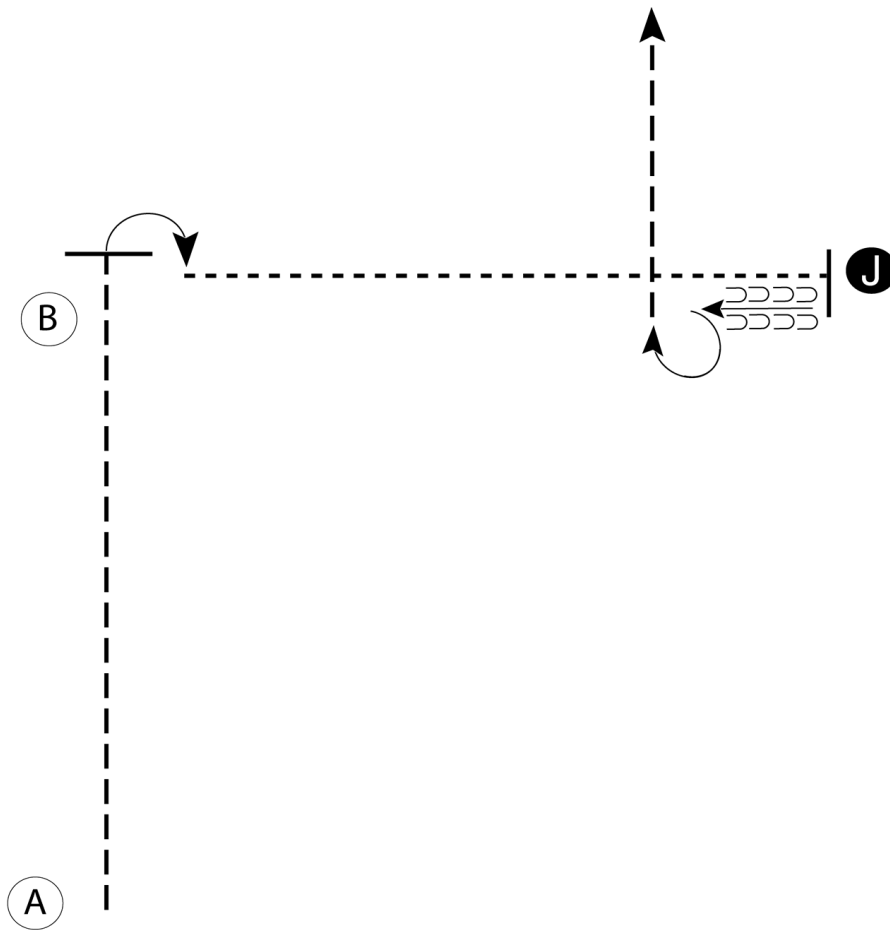
# SDQHA Summer Shootout

## Showmanship (Rookie - L1 (302-306))

Show Date: 06-06-2026

w w w . H o r s e S h o w P a t t e r n s . c o m

w w w . H o r s e S h o w P a t t e r n s . c o m



1. Begin at A. Trot from A past B
2. Stop and perform a 90 degree turn
3. Walk to the Judge, stop and set up for inspection
4. When dismissed back one horse length and perform a 270 degree turn
5. Trot to the line-up

- |        |                            |
|--------|----------------------------|
| Walk   | -----                      |
| Trot   | - . - . - .                |
| Back   | ← — — — — —<br>← — — — — — |
| Marker | Ⓟ                          |
| Judge  | ●                          |

[S/1-14]

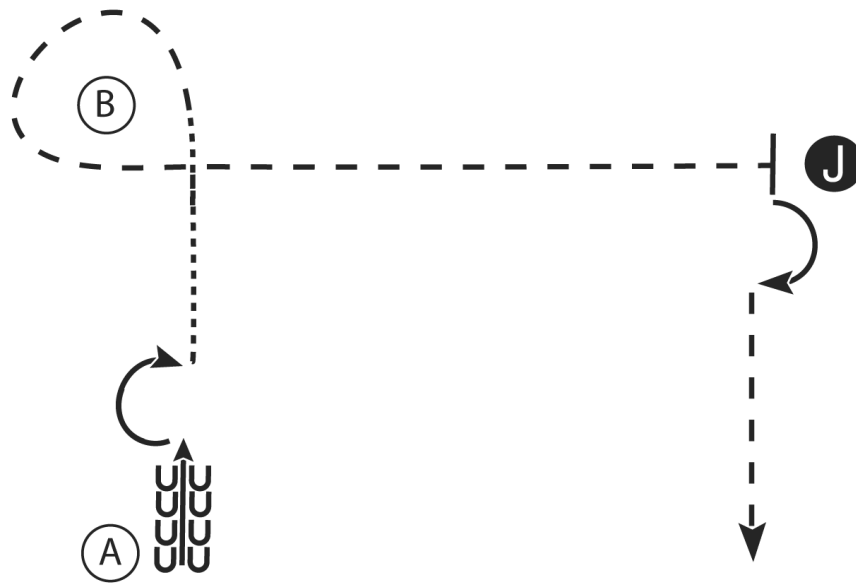
Pattern Provided by:

*Leith Show Management*

# SDQHA Summer Shootout

## Showmanship (Amt-Amt Select-Youth (307-310))

Show Date: 06-06-2026



1. At A back 4 steps
2. Perform a 180 degree turn
3. Walk to B
4. At B trot around B and to the judge, set up for inspection
5. When dismissed perform a 90 degree turn and trot straight away from the judge

Walk - - - - -

Trot - - - - -

Back ← 

Marker (B)

Judge (J)

[S/2-1]

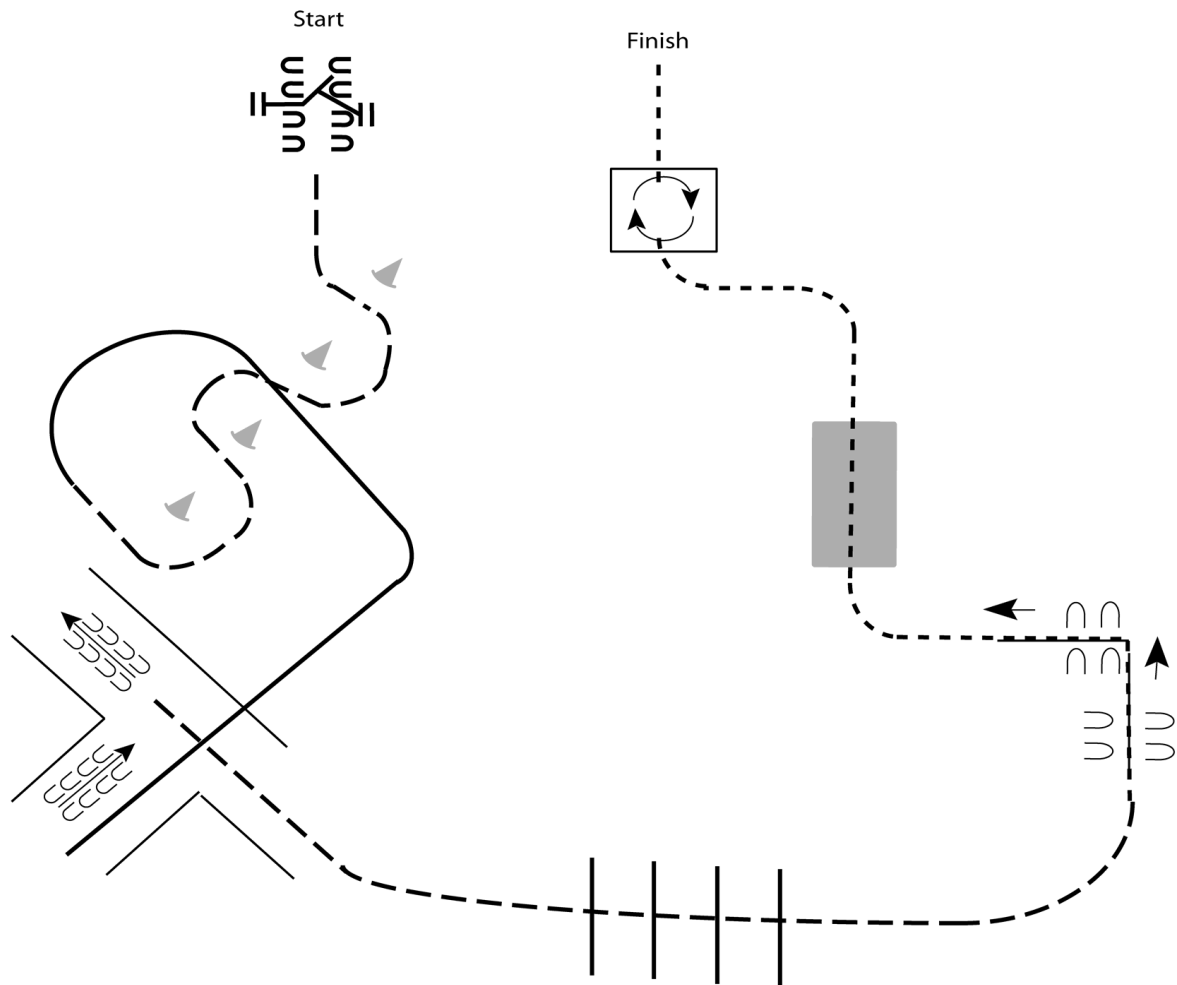
Pattern Provided by:

*Leith Show Management*

# SDQHA Summer Shootout

## Trail (Rookie & L1 (160-164))

Show Date: 06-06-2026



Be ready at start

1. Work gate with the left hand.
2. Jog through cones
3. Lope right lead into chute
4. Back the L
5. Jog over poles to sidepass
6. Sidepass left over poles
7. Walk over bridge and into box
8. Perform a 360 degree turn to the right, walk out of box and to finish

<b>Walk</b>	-----
<b>Jog</b>	- - - - -
<b>Extended Jog</b>	-----
<b>Lope</b>	—————
<b>Leg Yield</b>	
<b>Lead Change</b>	—/—
<b>Back</b>	←←←←←
<b>Marker</b>	Ⓚ
<b>Sidepass</b>	←-----→

[T/1-2]

Pattern Provided by:

*Leith Show Management*